

# BESTELFORMULIER GELAAGD GLAS **ZONDER** BOORGATEN

## 1 GLASTYPE

<input type="checkbox"/> <b>ESG</b> Gehard glas	<input type="checkbox"/> <b>TVG</b> Half gehard glas
<input type="checkbox"/> <b>ESG-H</b> Gehard glas heat soaked	

## 2 GLASSOORT

<input type="checkbox"/> Standaard
<input type="checkbox"/> Extra helder

## 3 FOLIE

<input type="checkbox"/> Transparant (standaard)	<input type="checkbox"/> Mat
--	------------------------------

Gekleurd folie ( <a href="http://www.vanceva.com">www.vanceva.com</a> )	<input type="checkbox"/> Coral Rose 0001	<input type="checkbox"/> Aquamarine 0002	<input type="checkbox"/> Smoke Grey 0003	<input type="checkbox"/> Sahara Sun 0004	
<input type="checkbox"/> Ruby Red 0005	<input type="checkbox"/> Sapphire 0006	<input type="checkbox"/> Evening Shadow 0007	<input type="checkbox"/> Golden Light 0008	<input type="checkbox"/> Arctic Snow 0009	<input type="checkbox"/> CoolWhite 000A

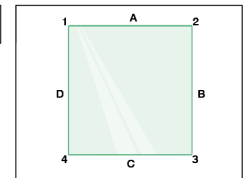
<input type="checkbox"/> Sentryglas® interlayer	De foliedikte 0,76mm verandert naar 0,89mm; de totale glasdikte (T) neemt met 0,13mm toe!
---	---

## 4 GLASDIKTE (T)

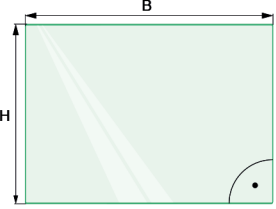
<input type="checkbox"/> 8,76 (4-0,76-4)	<input type="checkbox"/> 9,52 (4-1,52-4)	<input type="checkbox"/> 10,76 (5-0,76-5)	<input type="checkbox"/> 17,52 (8-1,52-8)
<input type="checkbox"/> 12,76 (6-0,76-6)	<input type="checkbox"/> 13,52 (6-1,52-6)	<input type="checkbox"/> 25,52 (12-1,52-12)	<input type="checkbox"/> 31,52 (15-1,52-15)
<input type="checkbox"/> 20,76 (10-0,76-10)	<input type="checkbox"/> 21,52 (10-1,52-10)	<input type="checkbox"/> 11,52 (5-1,52-5)	

## 5 GLASKANTEN

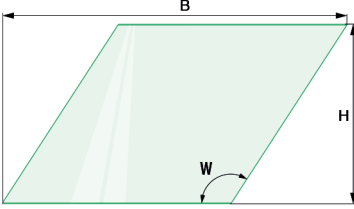
 Gepolijst	<input type="checkbox"/> Alle kanten	<input type="checkbox"/> Kant A	<input type="checkbox"/> Kant B	<input type="checkbox"/> Kant C	<input type="checkbox"/> Kant D
---	--------------------------------------	---------------------------------	---------------------------------	---------------------------------	---------------------------------




## 6 GLASVORM

		
Aantal	H (mm)	B (mm)

H<sub>max</sub> = 1700mm - B<sub>max</sub> = 2500mm

			
Aantal	H (mm)	B (mm)	W

H<sub>max</sub> = 1700mm - B<sub>max</sub> = 2500mm

			
Aantal	H <sub>1</sub> (mm)	H <sub>2</sub> (mm)	B (mm)

H<sub>max</sub> = 1700mm - B<sub>max</sub> = 2500mm



Afzender

Naam	Telefoon
Firma	Fax
Straatnaam, huisnummer	E-mail
Plaats	Klantnummer

# BESTELFORMULIER GELAAGD GLAS MET BOORGATEN

## 1 GLASTYPE

<input type="checkbox"/> <b>ESG</b> Gehard glas	<input type="checkbox"/> <b>TVG</b> Half gehard glas
<input type="checkbox"/> <b>ESG-H</b> Gehard glas heat soaked	

## 2 GLASSOORT

<input type="checkbox"/> Standaard
<input type="checkbox"/> Extra helder

## 3 FOLIE

<input type="checkbox"/> Transparant (standaard)	<input type="checkbox"/> Mat
--	------------------------------

Gekleurd folie (www.vanceva.com)	<input type="checkbox"/> Coral Rose 0001	<input type="checkbox"/> Aquamarine 0002	<input type="checkbox"/> Smoke Grey 0003	<input type="checkbox"/> Sahara Sun 0004
<input type="checkbox"/> Ruby Red 0005	<input type="checkbox"/> Sapphire 0006	<input type="checkbox"/> Evening Shadow 0007	<input type="checkbox"/> Golden Light 0008	<input type="checkbox"/> Arctic Snow 0009
<input type="checkbox"/> Cool White 000A				

<input type="checkbox"/> Sentryglas® interlayer	De foliedikte 0,76mm verandert naar 0,89mm; de totale glasdikte (T) neemt met 0,13mm toe!
---	---

## 4 GLASDIKTE (T)

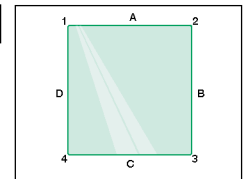
<input type="checkbox"/> 8,76 (4-0,76-4)	<input type="checkbox"/> 9,52 (4-1,52-4)	<input type="checkbox"/> 10,76 (5-0,76-5)	<input type="checkbox"/> 17,52 (8-1,52-8)
<input type="checkbox"/> 12,76 (6-0,76-6)	<input type="checkbox"/> 13,52 (6-1,52-6)	<input type="checkbox"/> 25,52 (12-1,52-12)	<input type="checkbox"/> 31,52 (15-1,52-15)
<input type="checkbox"/> 20,76 (10-0,76-10)	<input type="checkbox"/> 21,52 (10-1,52-10)	<input type="checkbox"/> 11,52 (5-1,52-5)	

## 5 GLASVORM

<p>H: _____ mm B: _____ mm</p> <p><math>H_{max} = 1700mm - B_{max} = 2500mm</math></p>	<p>H: _____ mm B: _____ mm W: _____ °</p> <p><math>H_{max} = 1700mm - B_{max} = 2500mm</math></p>	<p>H<sub>1</sub>: _____ mm H<sub>2</sub>: _____ mm B: _____ mm</p> <p><math>H_{max} = 1700mm - B_{max} = 2500mm</math></p>
--	---	--

## 6 GLASKANTEN

<input checked="" type="checkbox"/> Gepolijst	<input type="checkbox"/> Alle kanten	<input type="checkbox"/> Kant A	<input type="checkbox"/> Kant B	<input type="checkbox"/> Kant C	<input type="checkbox"/> Kant D
---	--------------------------------------	---------------------------------	---------------------------------	---------------------------------	---------------------------------

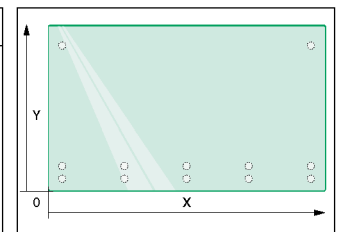


## 7 BOORGATEN

	1	2	3	4	5	6	7	8	9	10	11	12
Ø*:	_____	_____	_____	_____	_____	_____	_____	_____	_____	_____	_____	_____
X:	_____	_____	_____	_____	_____	_____	_____	_____	_____	_____	_____	_____
Y:	_____	_____	_____	_____	_____	_____	_____	_____	_____	_____	_____	_____

Vul a.u.b. de afmetingen en posities in millimeter in en markeer en nummer de benodigde gaten in de tekening  
De afmetingen van X en Y dienen te worden aangegeven tot het midden van het boorgat.

\* 6, 8, 10, 12, 14, 15, 16, 18, 20, 22, 24, 25, 26, 28, 30.



**Q-railing**

Afzender

Naam	Telefoon
Firma	Fax
Straatnaam, huisnummer	E-mail
Plaats	Klantnummer