























**MEERT
M**

**HOPPROFIELEN
PROFILS HOP**























Contents







RP standard steel and stainless steel profiles

rp standard 34 (Construction depth 34 mm)















	RP 103 AA	5
	RP 104 AA	5
	RP 105 AA	6
	RP 106 AA	6
	RP 111 AA	7
	RP 112 AA	7
	RP 113 AA	8
	RP 114 AA	8
	RP 133 AA	9
	RP 138 AA	9
	RP 139 AA	10
	RP 140 AA	10
	RP 141 AA	11
	RP 142 AA	11
	RP 143 AA	12
	RP 144 AA	12
	RP 150 AA	13
	RP 169 AA	13
	RP 1050 AA	14
	RP 1092 AA	15
	RP 1191 AA	16
	RP 1883 AA	17

rp standard 40 (Construction depth 40 mm)



	RP 116 AA	18
	RP 152 AA	19
	RP 185 AA	19
	RP 1008 AA	20
	RP 1049 AA	20
	RP 1087 AA	21
	RP 1093 AA	22
	RP 1094 AA	23
	RP 1114 AA	24
	RP 1162 AA	25
	RP 1163 AA	25
	RP 1348 AA	26
	RP 1628 AA	27
	RP 1639 AA	28
	RP 1640 AA	28
	RP 1672 AA	29
	RP 1673 AA	29
	RP 1679 AA	30
	RP 1680 AA	31
	RP 1683 AA	31
	RP 1684 AA	32
	RP 1685 AA	32


	RP 1690 AA	33
	RP 1692 AA	34
	RP 1693 AA	34
	RP 1695 AA	35
	RP 1698 AA	35
	RP 1884 AA	36

rp standard 50 (Con. depth 50 mm)


	RP 193 AA	38
	RP 195 AA	38
	RP 197 AA	39
	RP 1070 AA	39
	RP 1071 AA	40
	RP 1072 AA	41
	RP 1681 AA	42
	RP 1682 AA	43
	RP 1688 AA	44
	RP 1689 AA	45
	RP 1783 AA/CA	46
	RP 1810 AA	46
	RP 1811 AA	47
	RP 1812 AA	48

rp standard 60 (Con. depth 60 mm)

	RP 1592 AA	50
	RP 1594 AA	51

	RP 1596 AA	52
	RP 1645 AA	53
	RP 1647 AA	55


rp standard 80 (Con. depth 80 mm)

	RP 1593 AA	56
	RP 1595 AA	57
	RP 1597 AA	58

rp standard S

	RP 202 AA	59
---	------------------	-----------

rp design 50 (Con. depth 50 mm)

	RP 1833 CA/ZA	60
	RP 1834 CA/ZA	61
	RP 1835 CA	62
	RP 1867 CA	63
	RP 1868 CA	64

PROFILE PROPERTIES

from page **66**

GLAZING TABLES

from page **71**

The quality standard.

Our materials:

- **Model AA:**

Steel grade S 235 JR in accordance with EN 10025
Surface: smooth; oiled for temporary protection
against corrosion

Optional surface finish:

- **BA:** galvanized (batch galvanization), EN ISO 1461, with a minimum layer of 70 μm on both sides
- **DA:** electrogalvanized and chromated exterior, DIN 50961, with a minimum outer layer of 8 μm

- **Model CA (strip galvanized on both sides):**

Continuously hot-dip coated steel, EN 10346
and EN 10143, FVZS280 GD + ZM 130B0

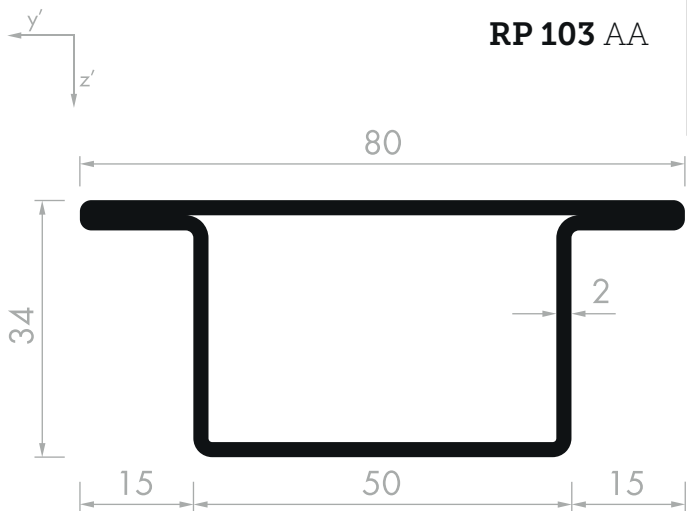
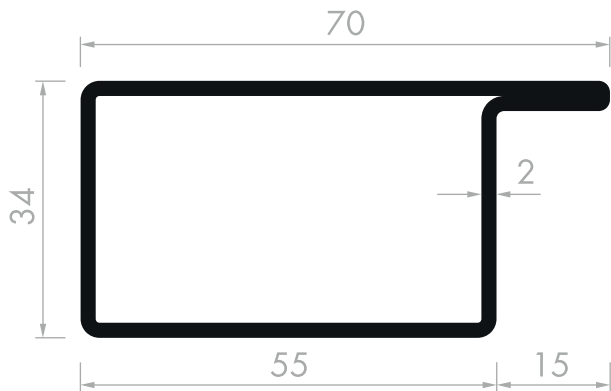
- **Model ZA:**

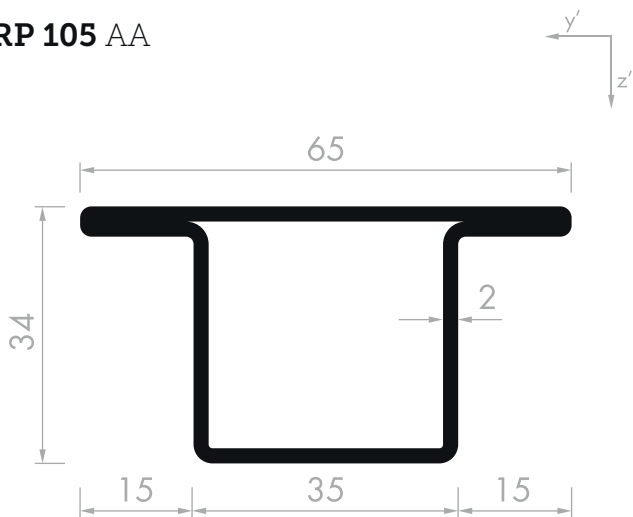
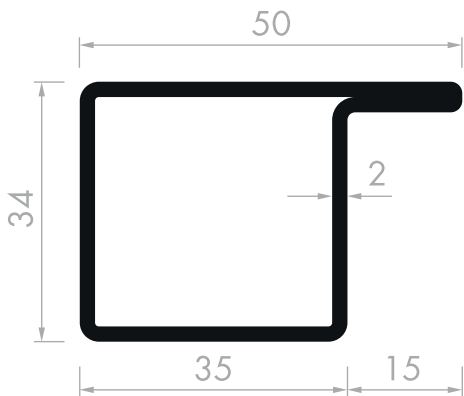
Stainless steel 1.4301, with polished exposed
surfaces (grain 220-240)

- **Length:**

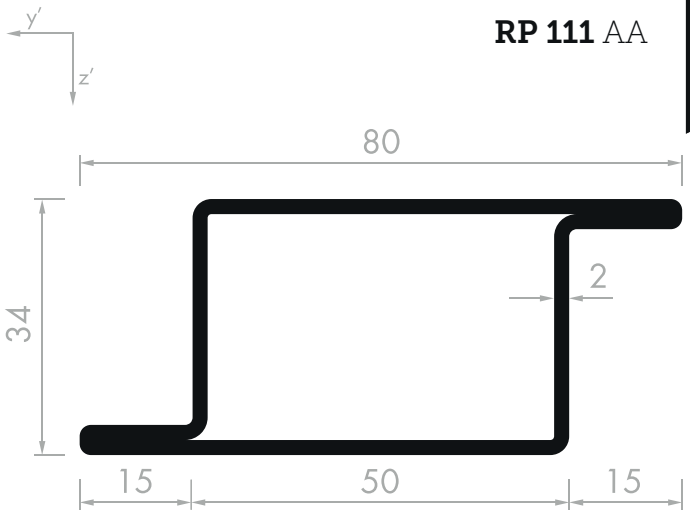
6,000 mm-0/+ 50 mm; more lengths on request

- **Special designs/materials possible on request**

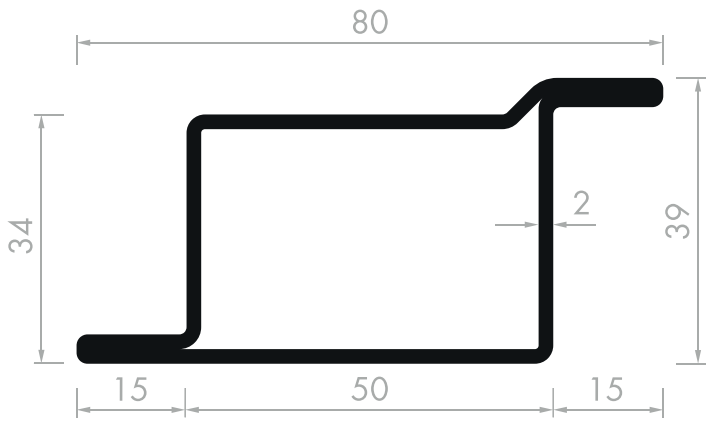
RP 103 AA**RP 104 AA**

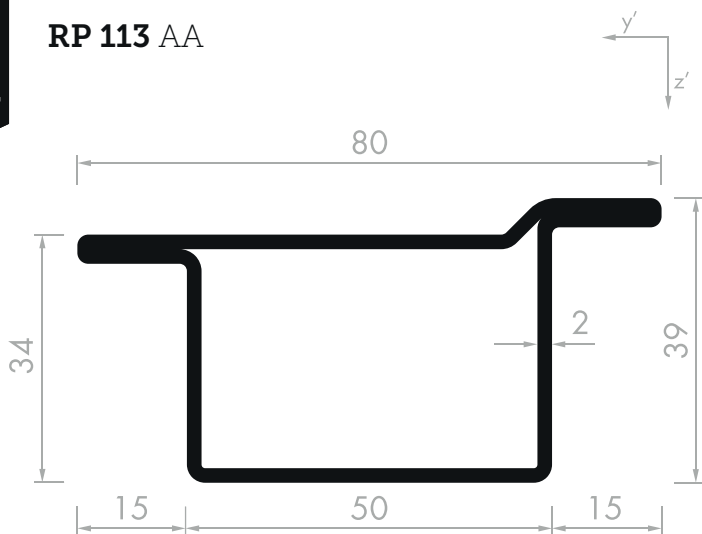
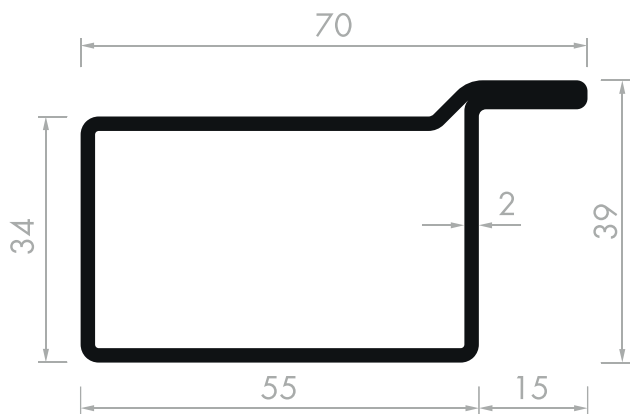
RP 105 AA**RP 106 AA**

RP 111 AA

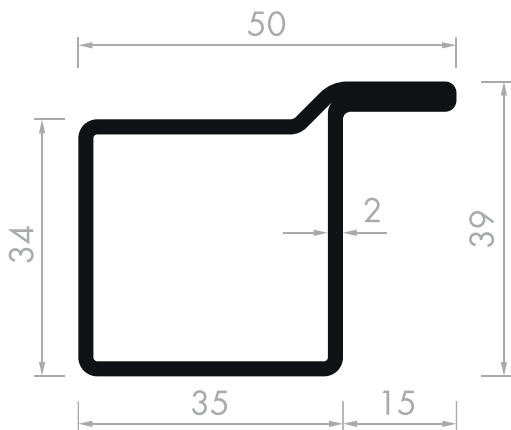
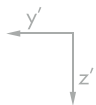


RP 112 AA

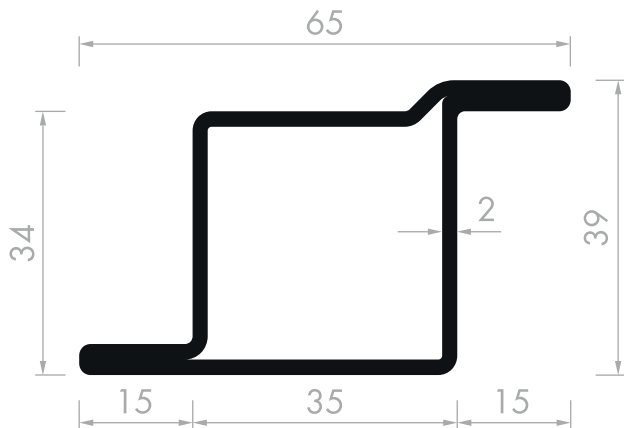


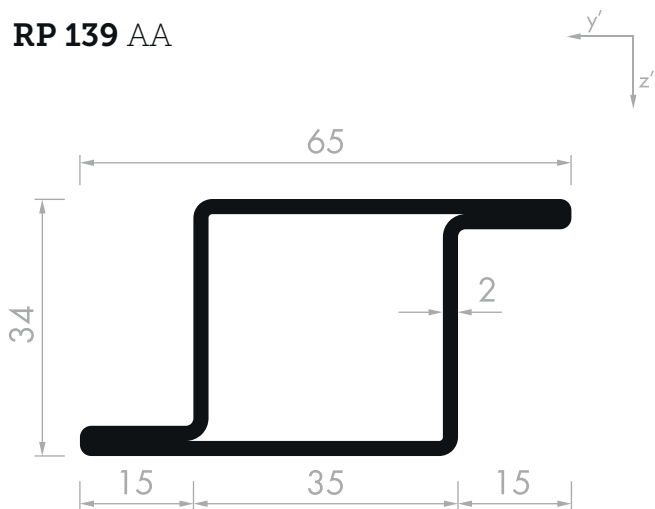
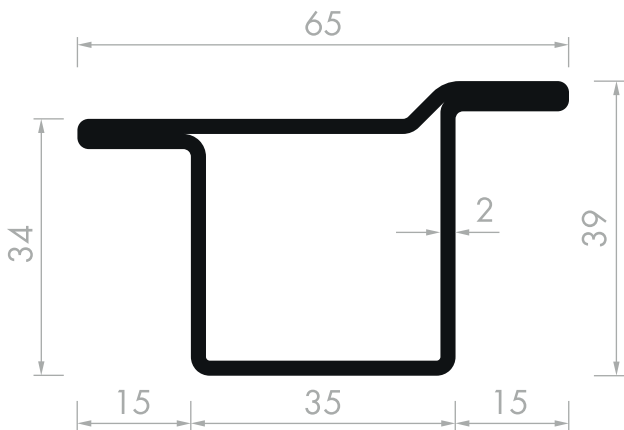
RP 113 AA**RP 114 AA**

RP 133 AA

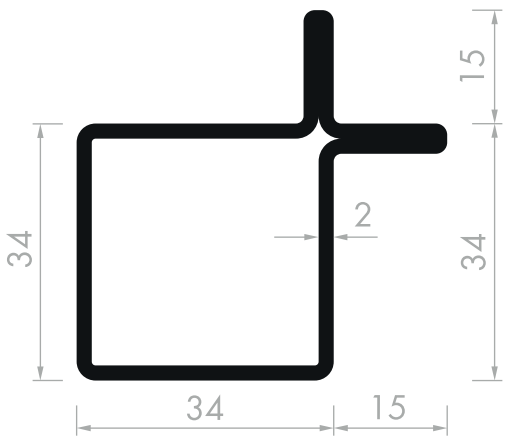
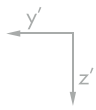


RP 138 AA

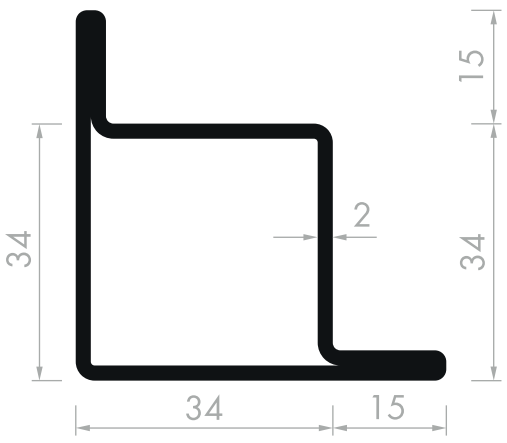


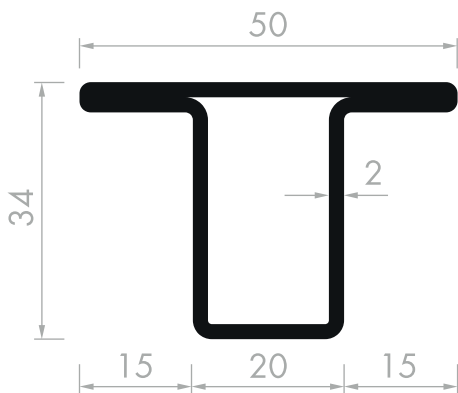
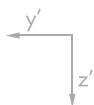
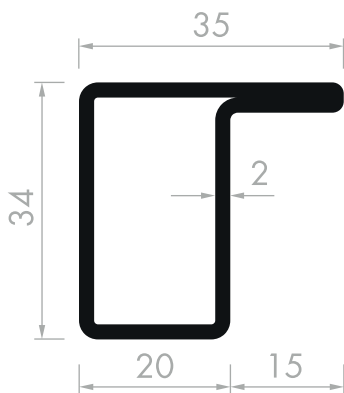
RP 139 AA**RP 140 AA**

RP 141 AA

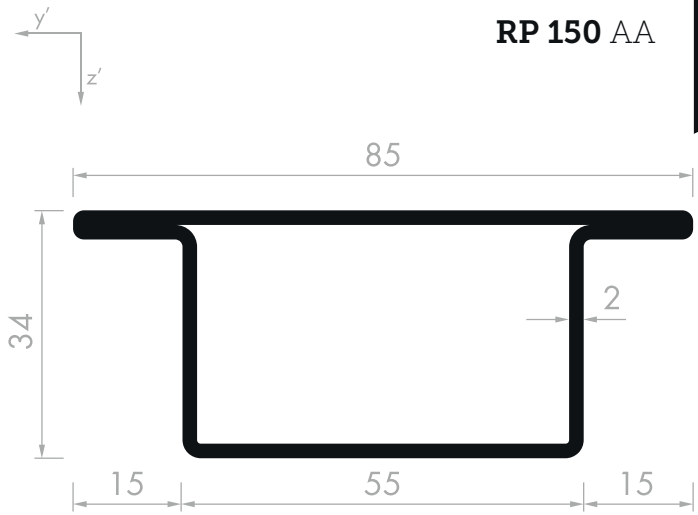


RP 142 AA

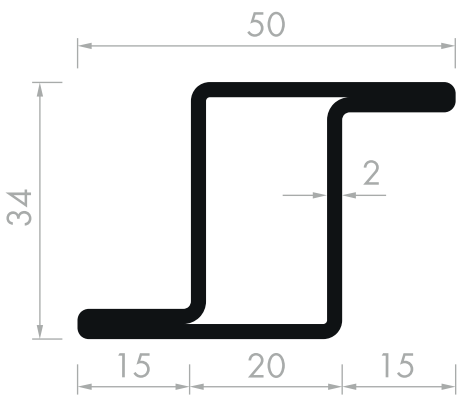


RP 143 AA**RP 144 AA**

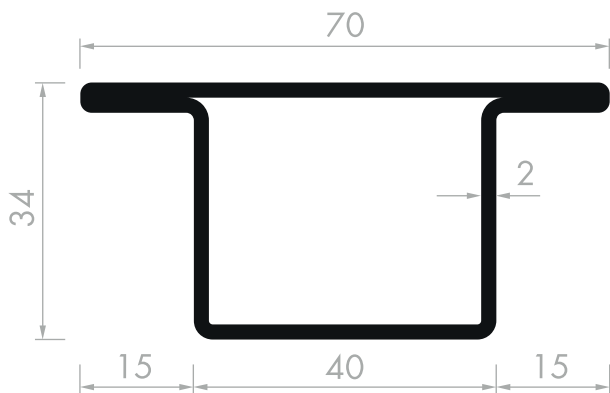
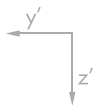
RP 150 AA

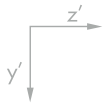


RP 169 AA

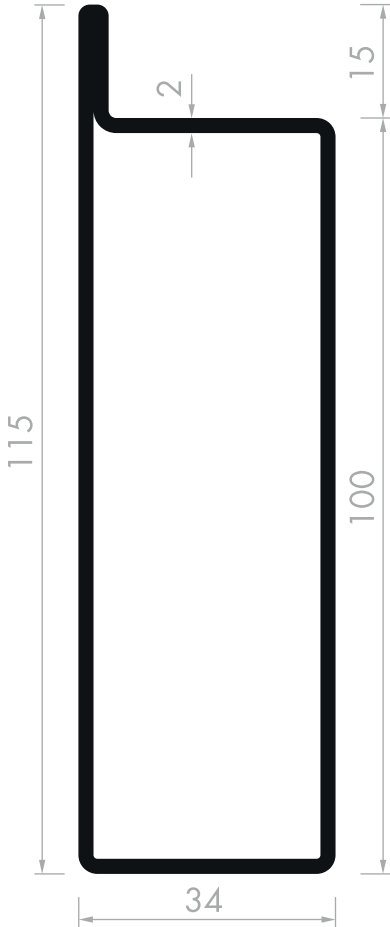


RP 1050 AA

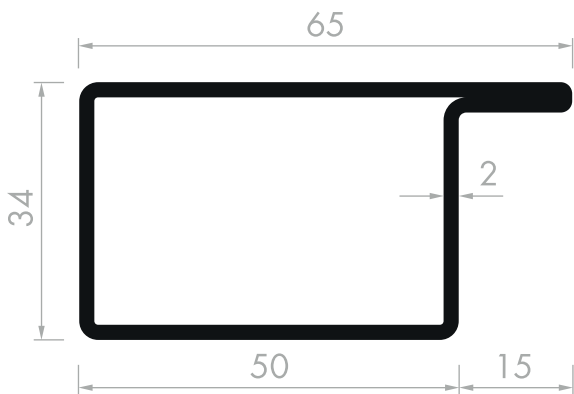
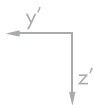


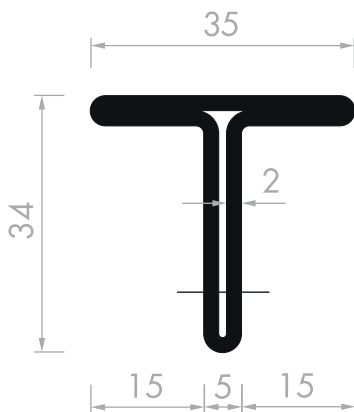
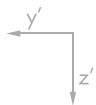


RP 1092 AA



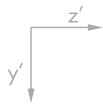
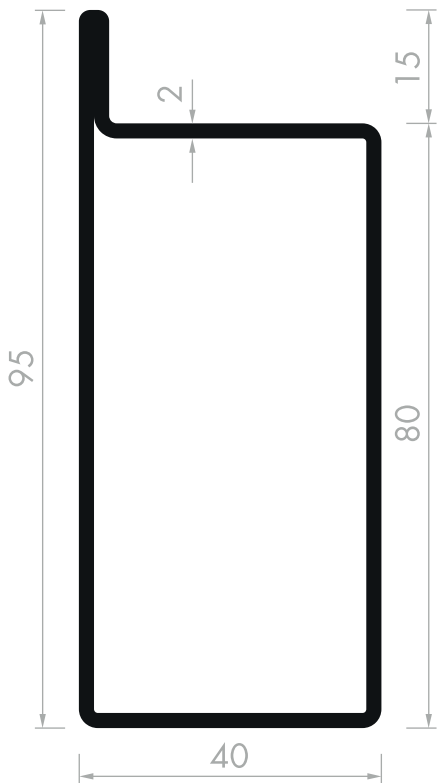
RP 1191 AA



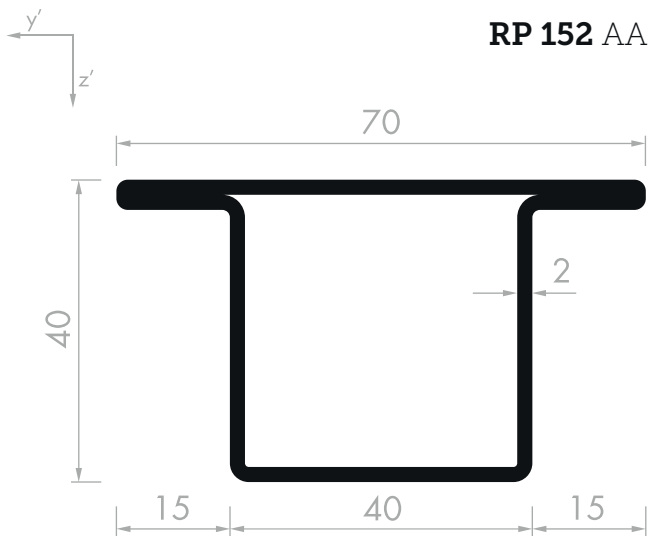


RP 116 AA

rp standard 40

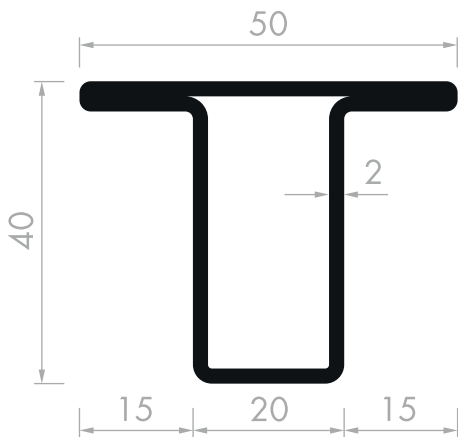


RP 152 AA

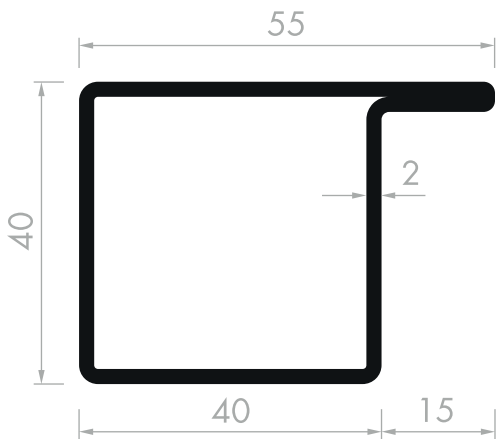
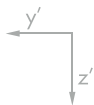


rp standard 40

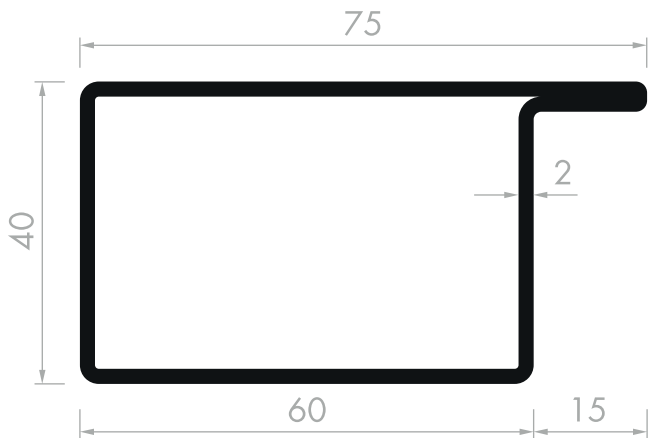
RP 185 AA

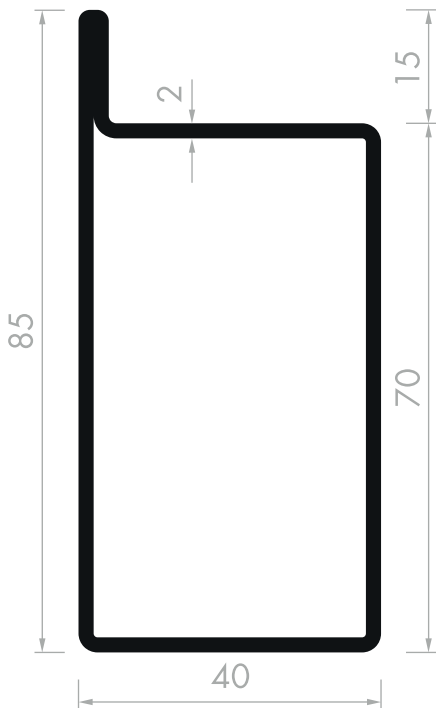
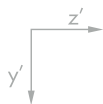


RP 1008 AA

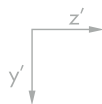


RP 1049 AA

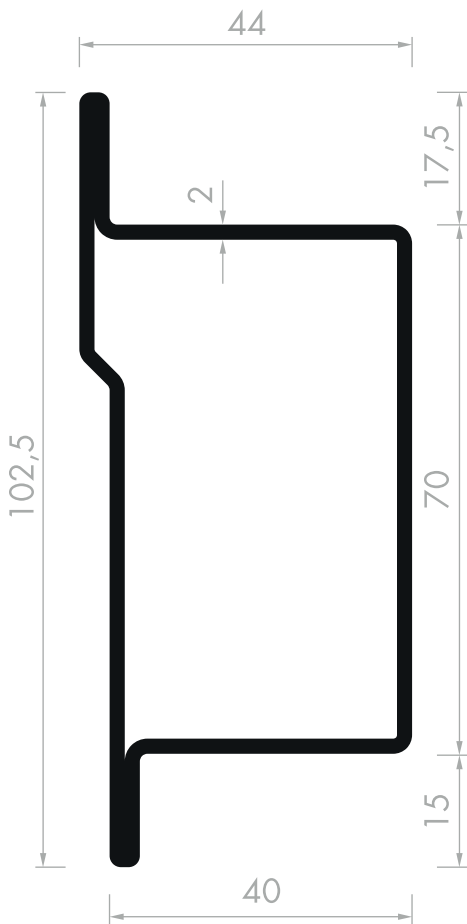


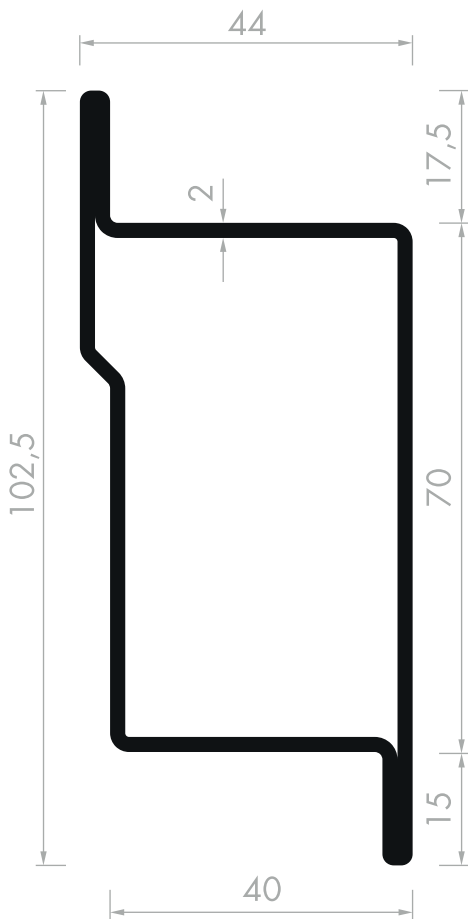
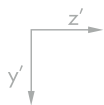


RP 1093 AA

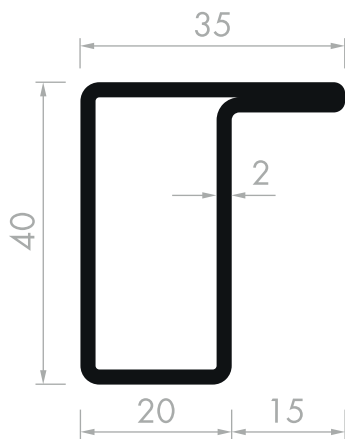
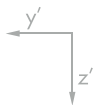


rp standard 40

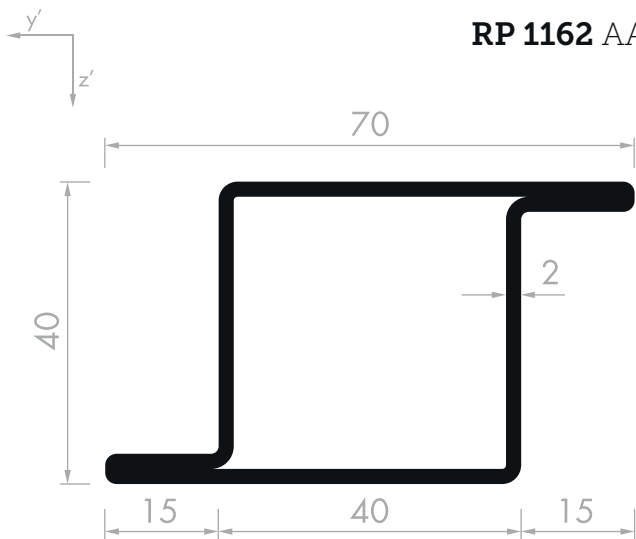




rp standard 40

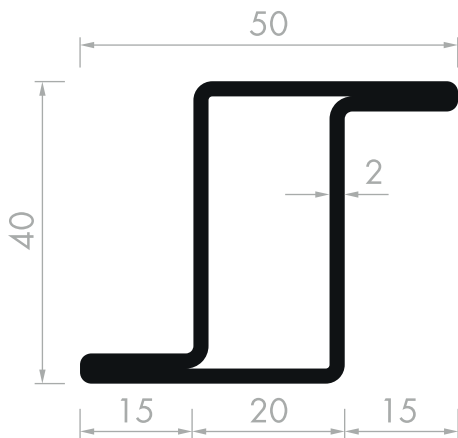


RP 1162 AA

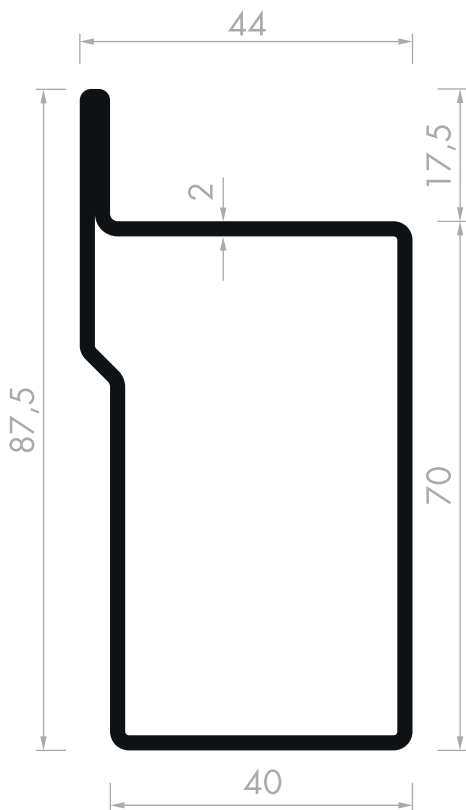
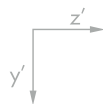


rp standard 40

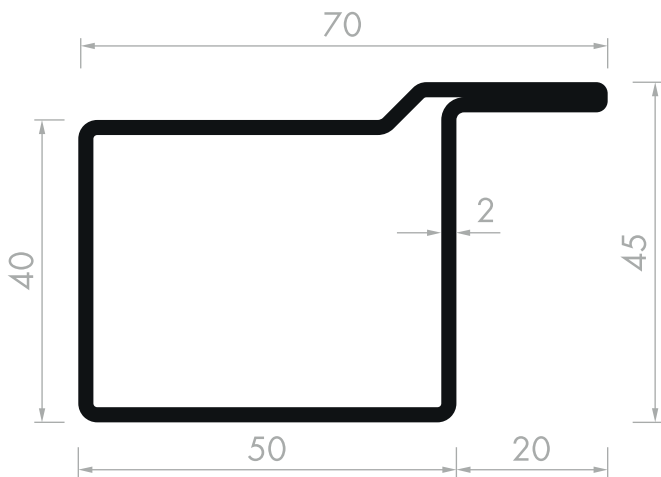
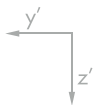
RP 1163 AA



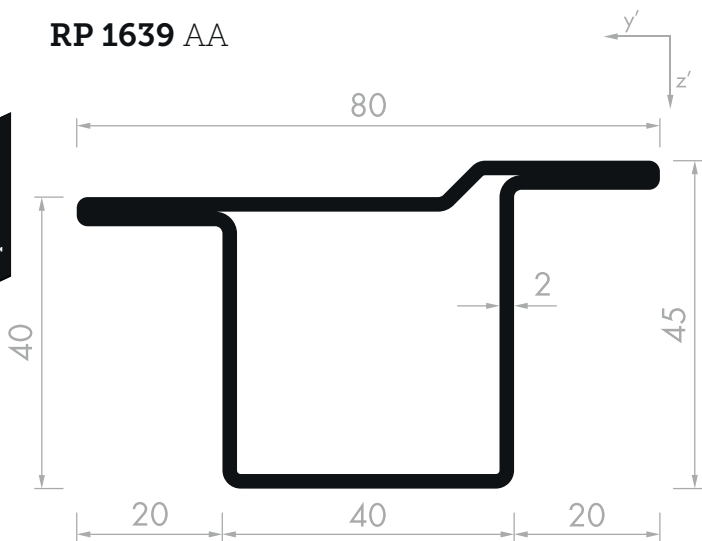
RP 1348 AA



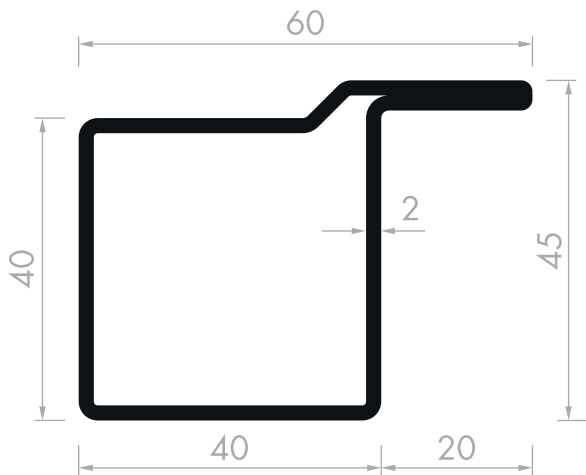
rp standard 40



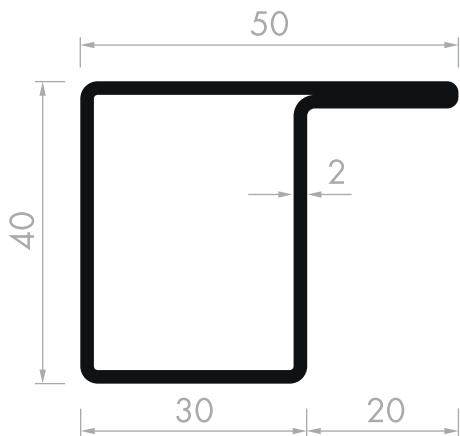
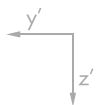
RP 1639 AA



RP 1640 AA

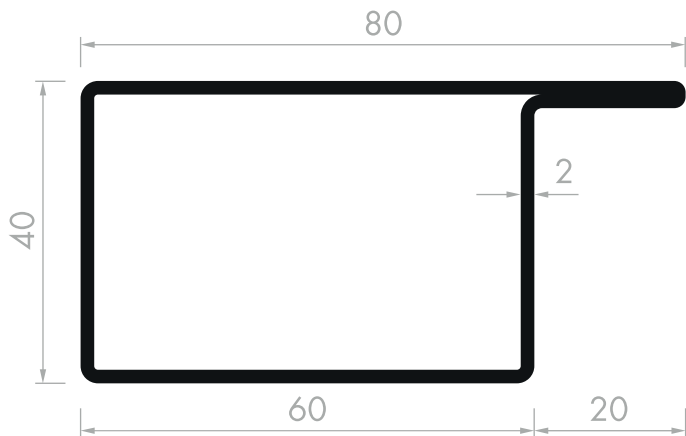


RP 1672 AA

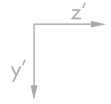


rp standard 40

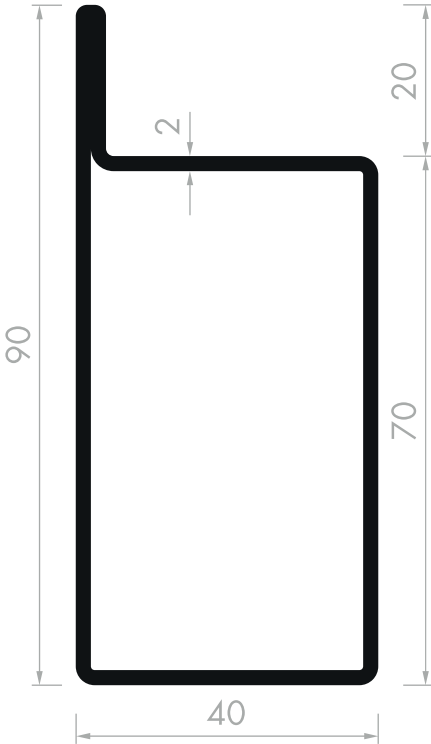
RP 1673 AA

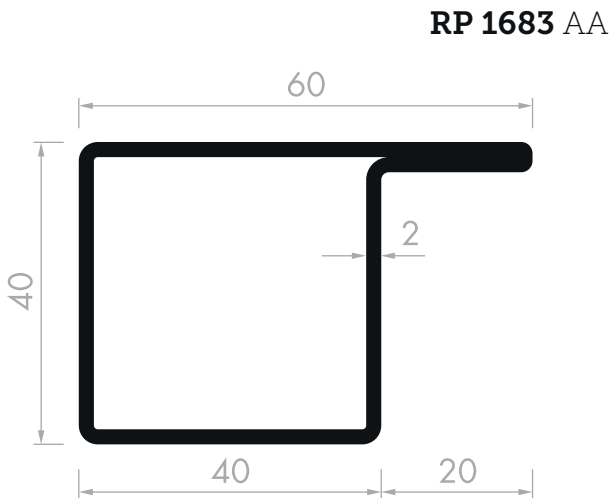
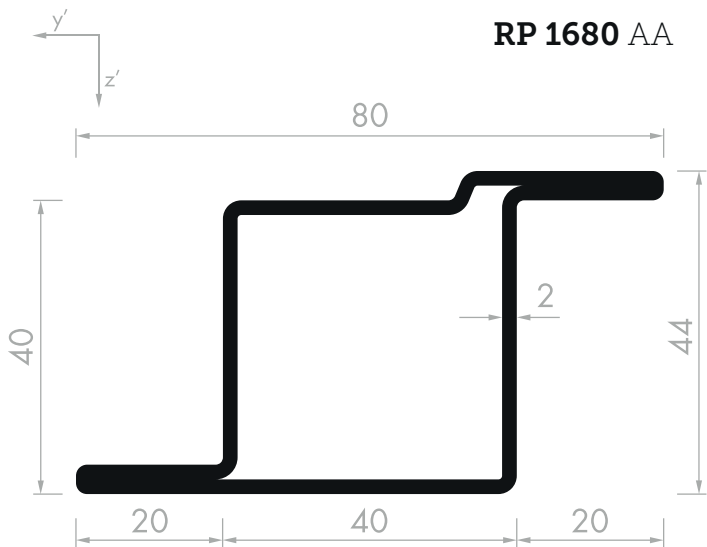


RP 1679 AA



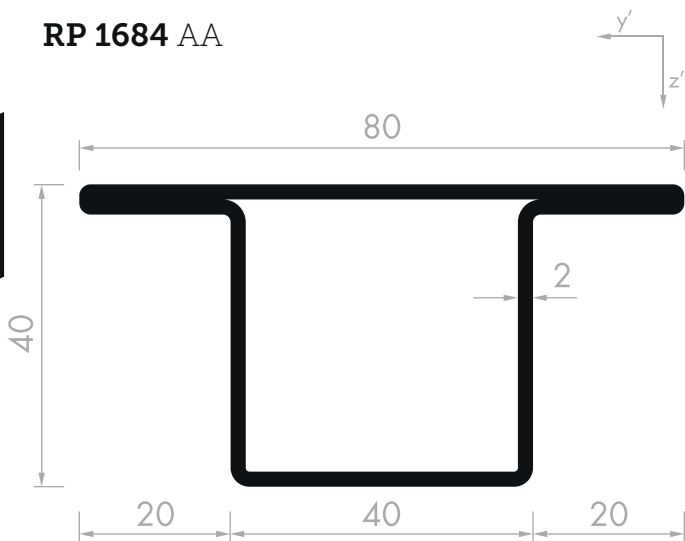
rp standard 40



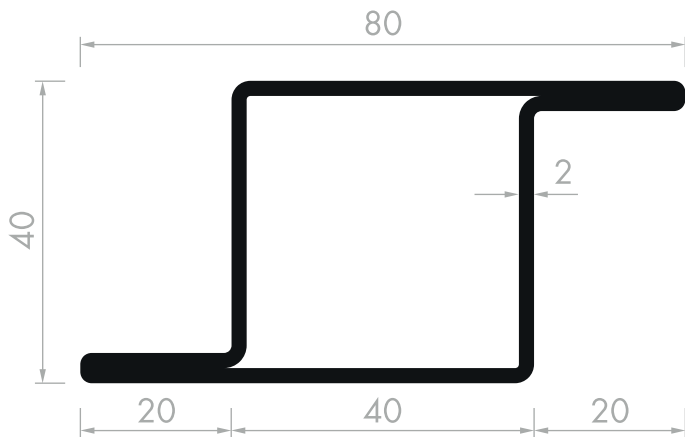


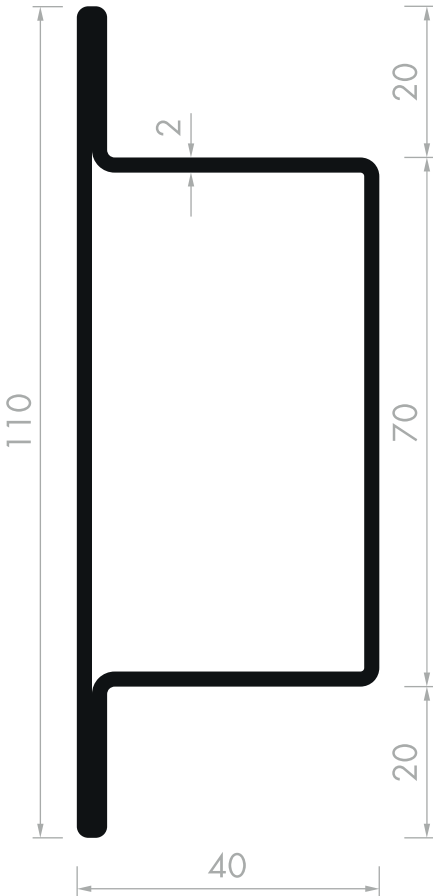
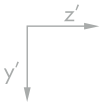
RP 1684 AA

rp standard 40

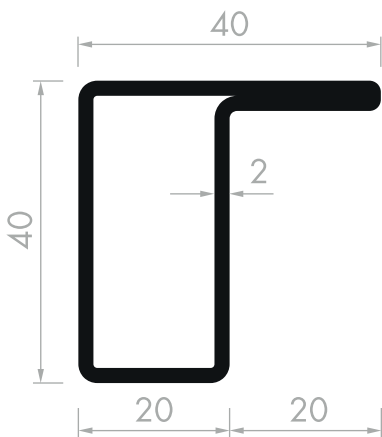
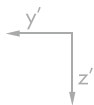


RP 1685 AA

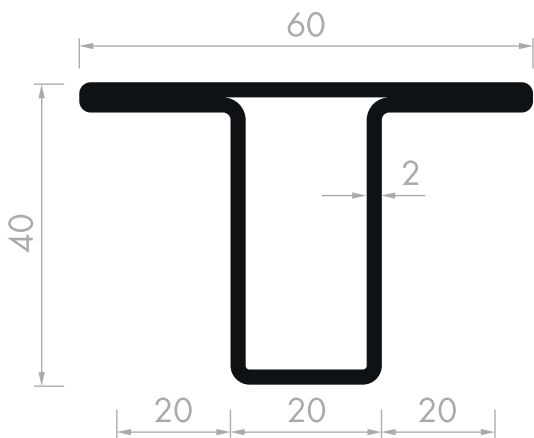




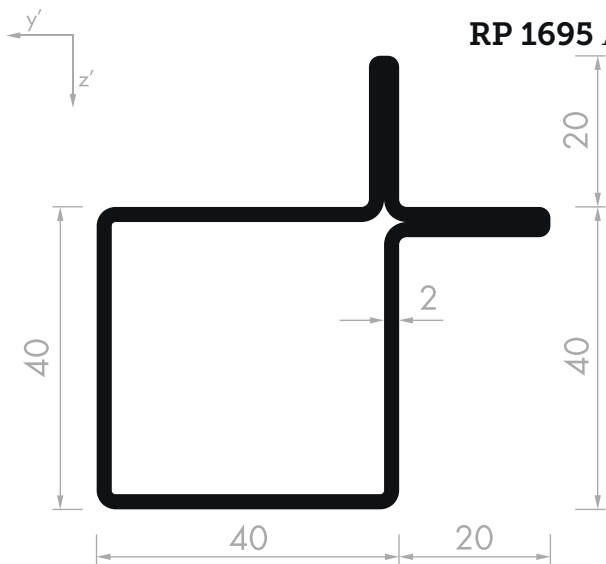
RP 1692 AA



RP 1693 AA

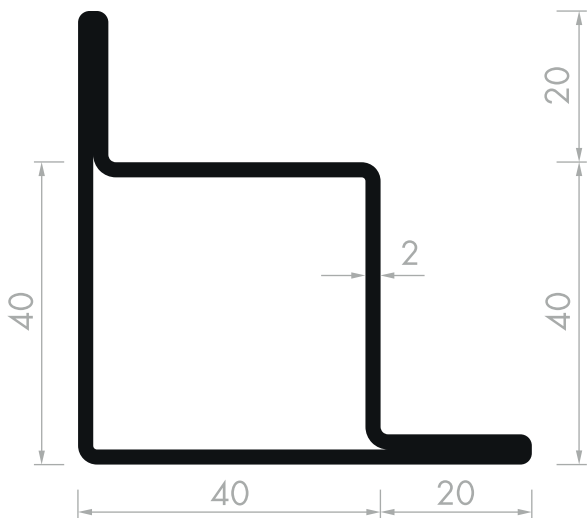


RP 1695 AA

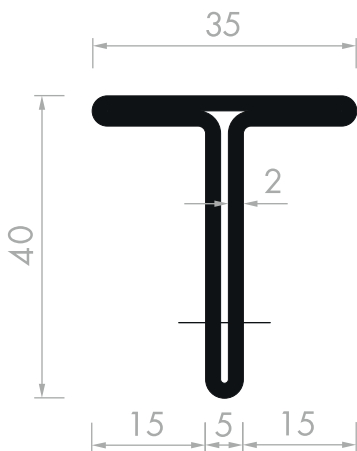
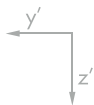


rp standard 40

RP 1698 AA



RP 1884 AA



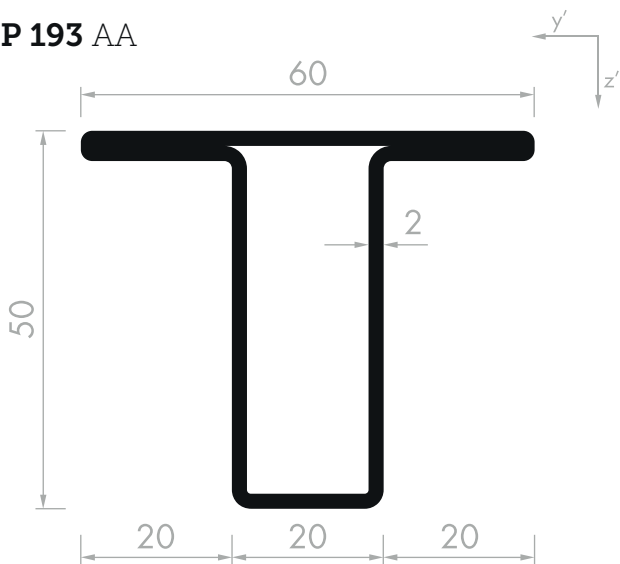
rp standard 40



100%
international

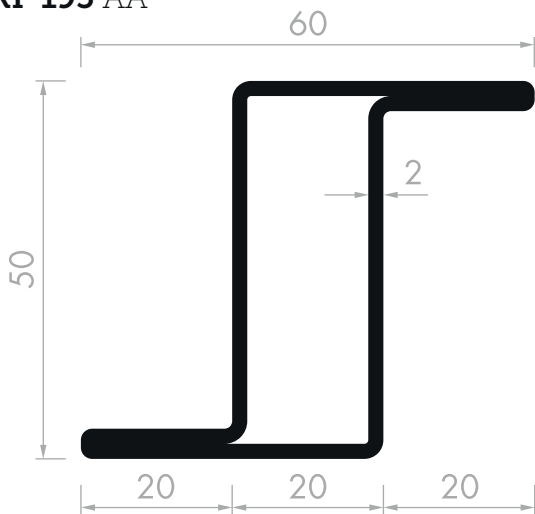
0

RP 193 AA

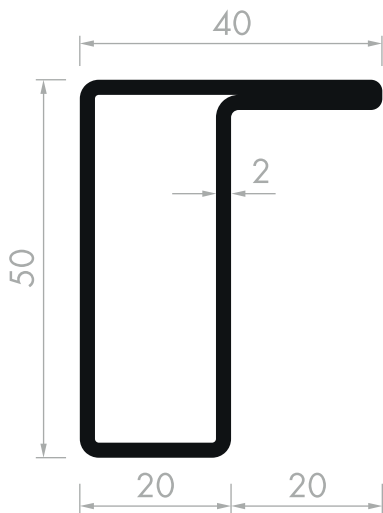
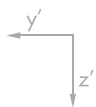


rp standard 50

RP 195 AA

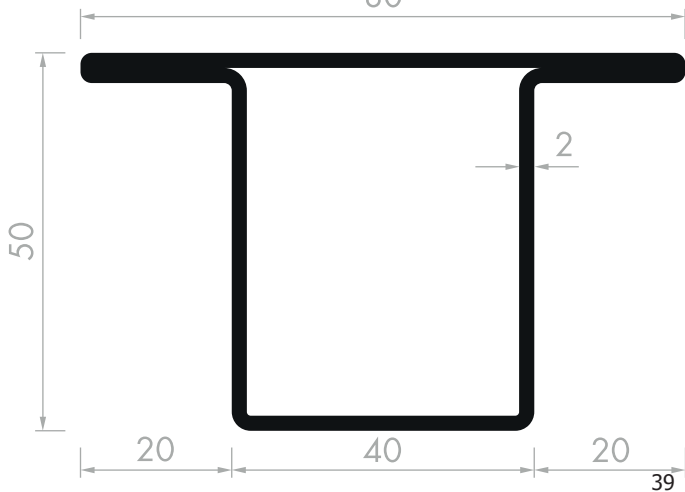


RP 197 AA

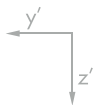


rp standard 50

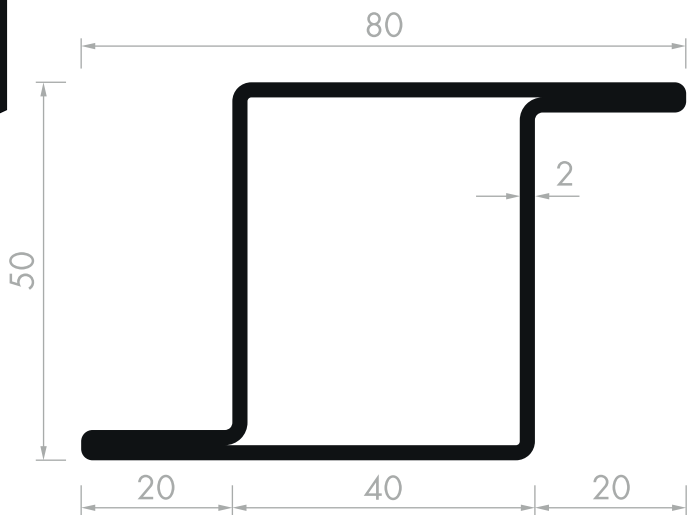
RP 1070 AA

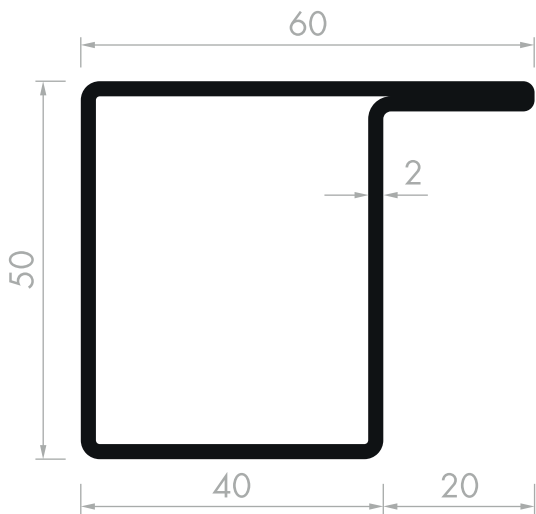
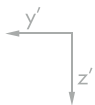


RP 1071 AA

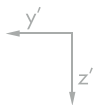


rp standard 50

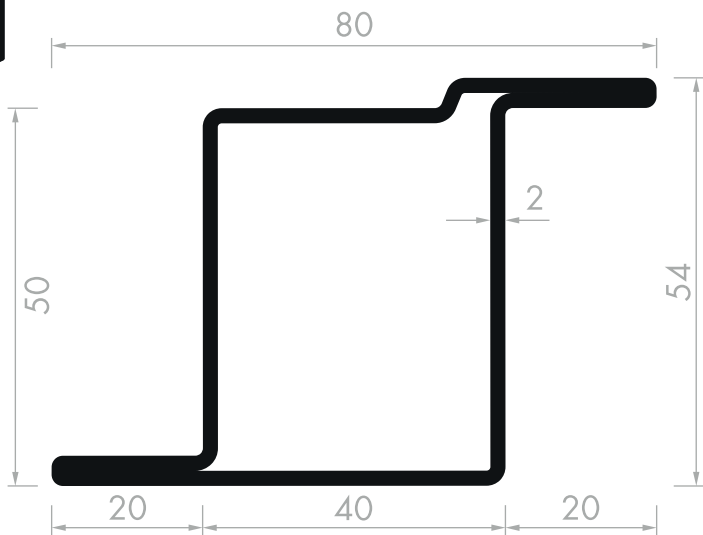


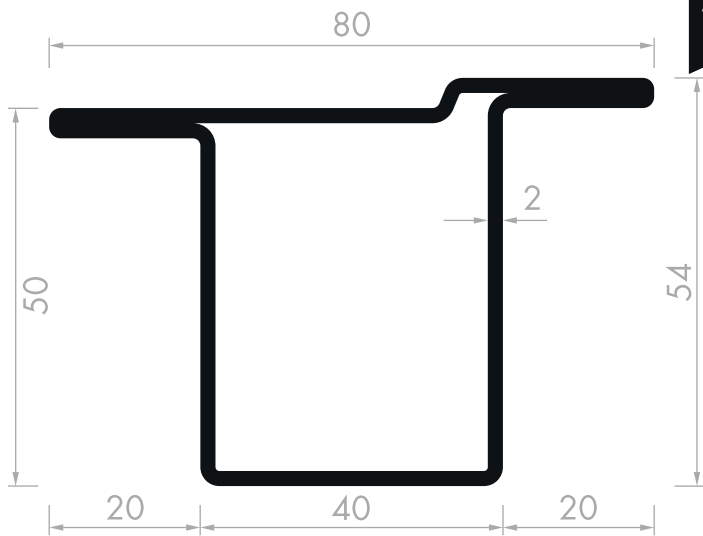
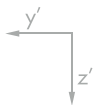


RP 1681 AA



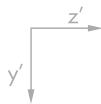
rp standard 50



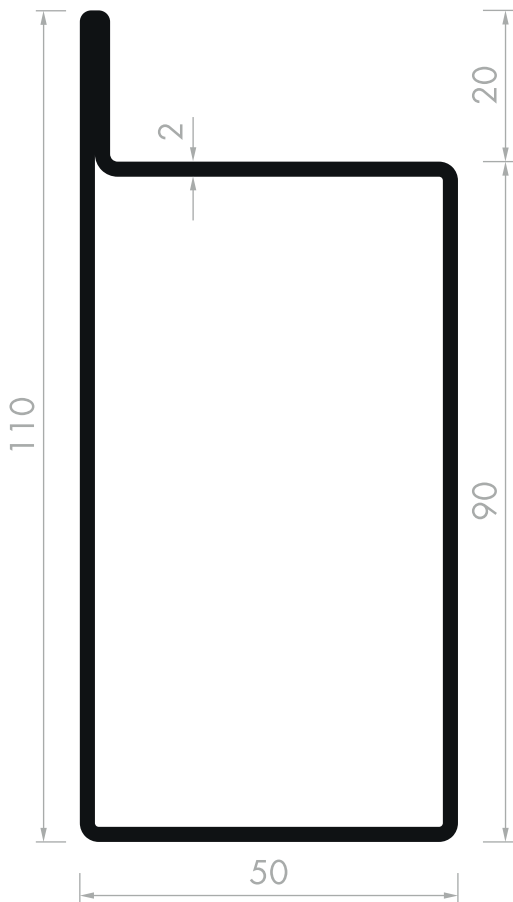


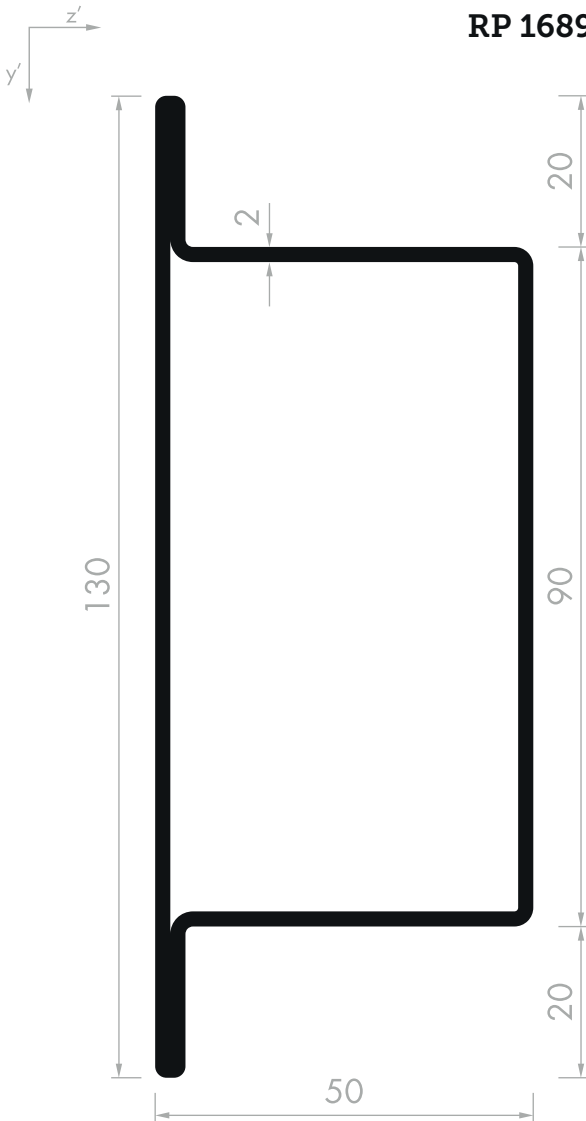
rp standard 50

RP 1688 AA



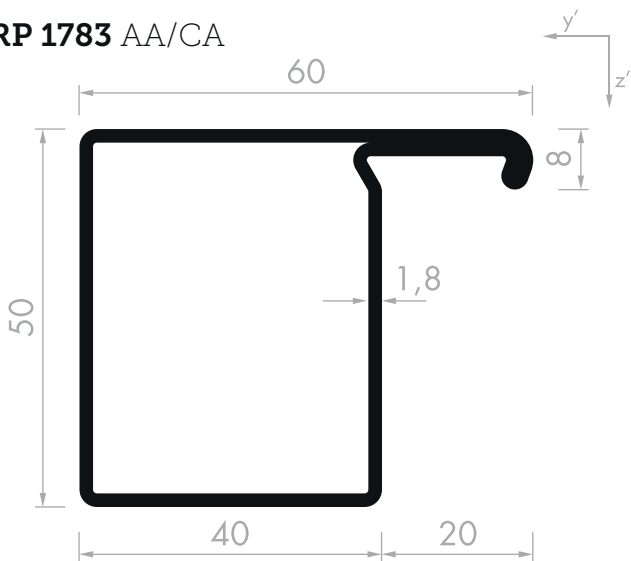
rp standard 50





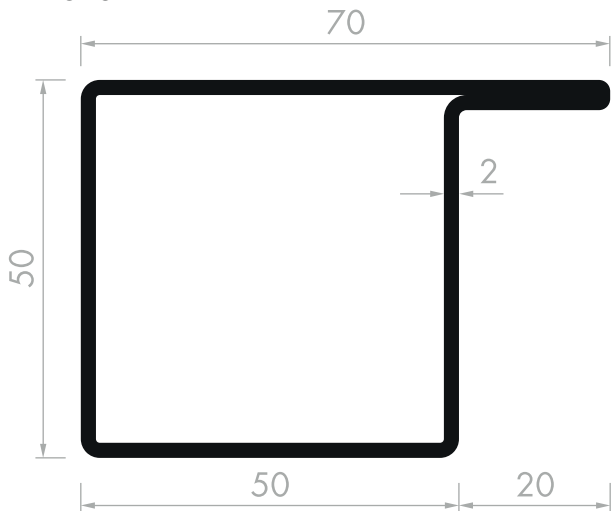
rp standard 50

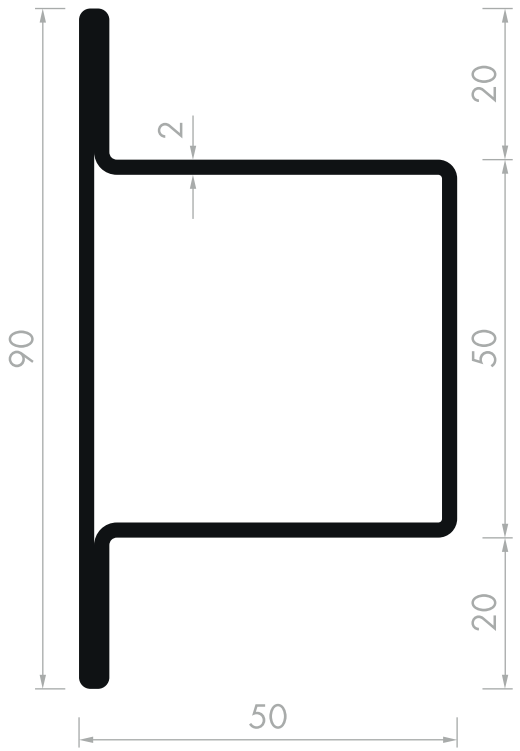
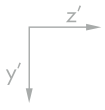
RP 1783 AA/CA



rp standard 50

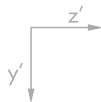
RP 1810 AA



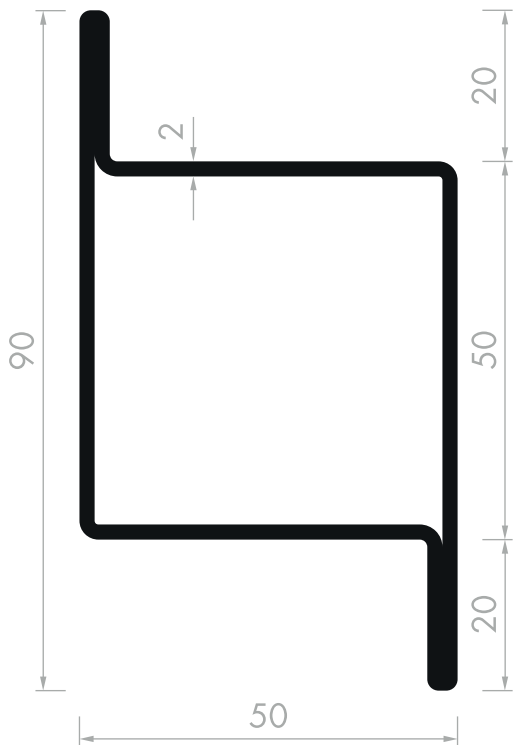


rp standard 50

RP 1812 AA



rp standard 50



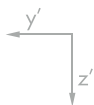
A photograph of a warehouse interior. A yellow forklift is in the foreground, with an operator visible on the right side. The background shows high industrial shelving units filled with materials. A large white diagonal graphic element, resembling a stylized 'Z' or a large '0', is overlaid on the left side of the image.

0

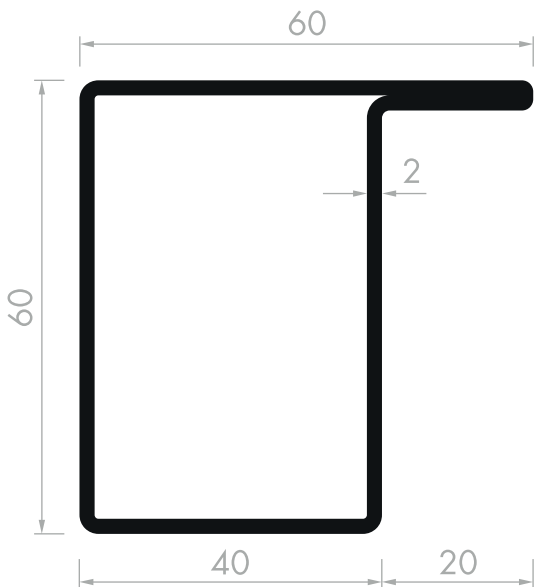
0

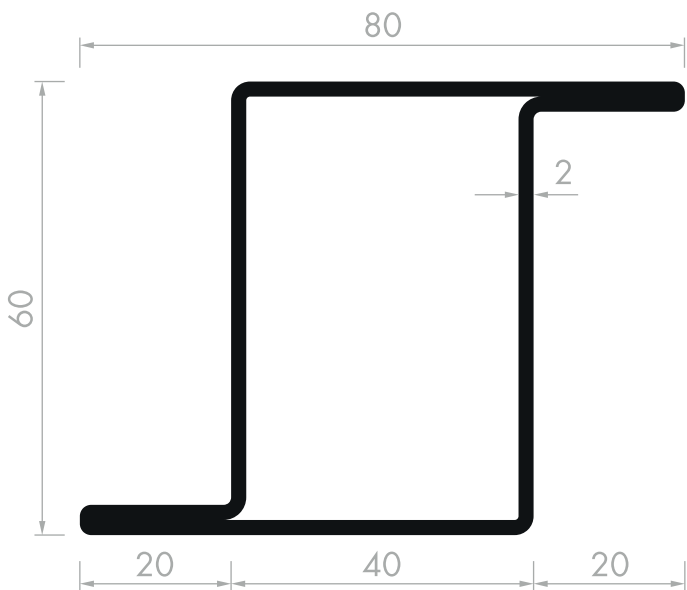
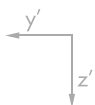
100%
ready for
your
project

RP 1592 AA



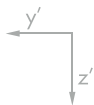
rp standard 60



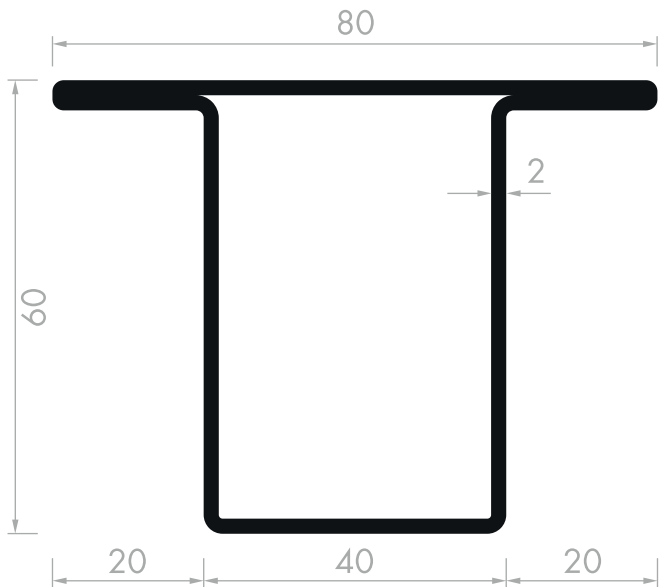


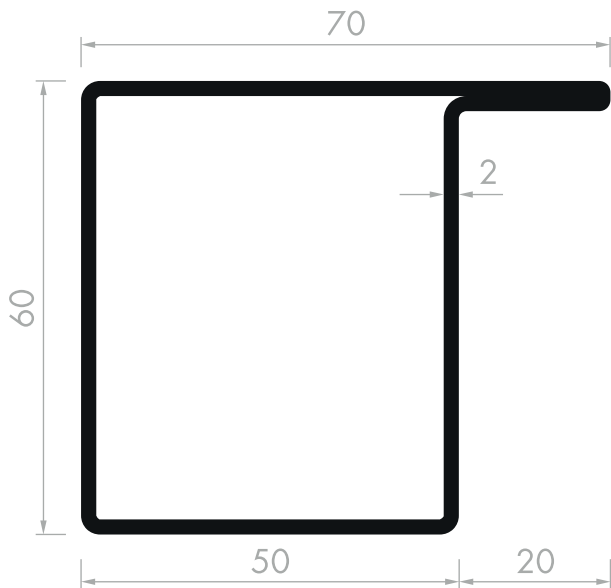
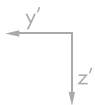
rp standard 60

RP 1596 AA



rp standard 60

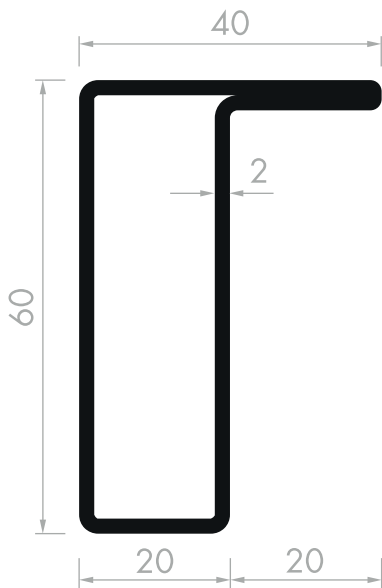
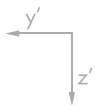




rp standard 60

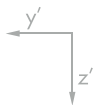


The freedom of architecture

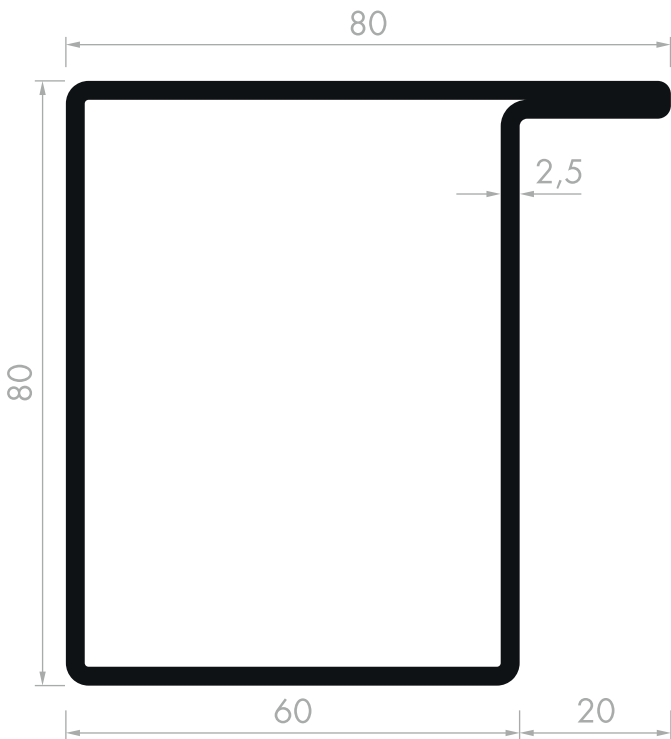


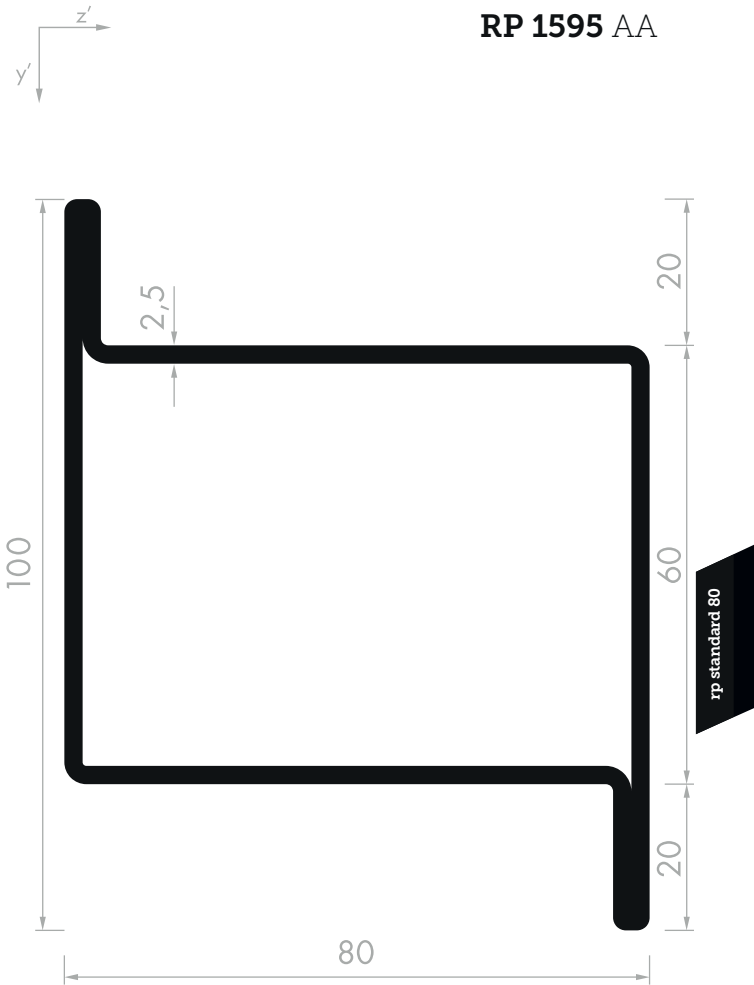
rp standard 60

RP 1593 AA

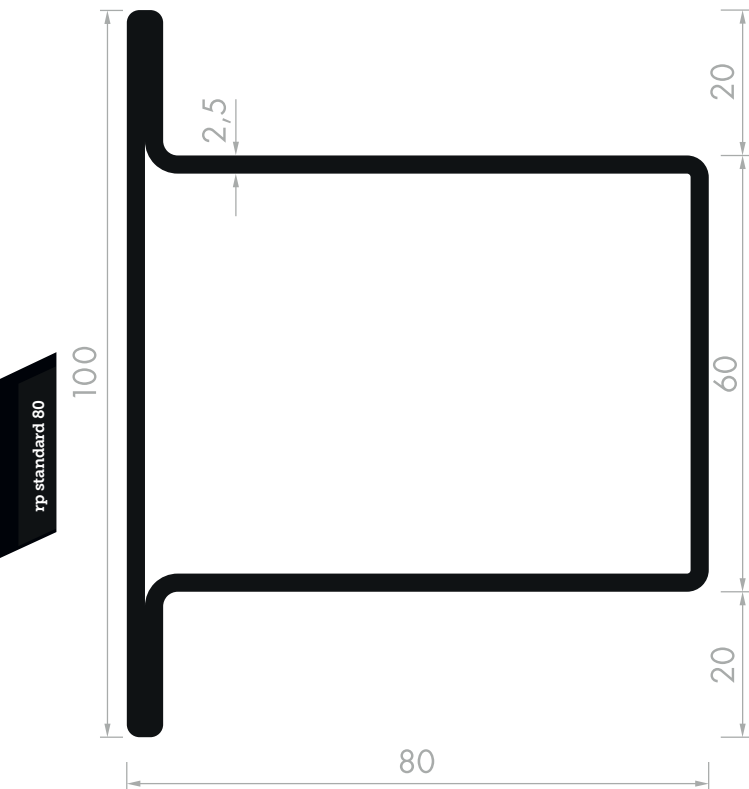
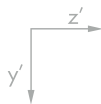


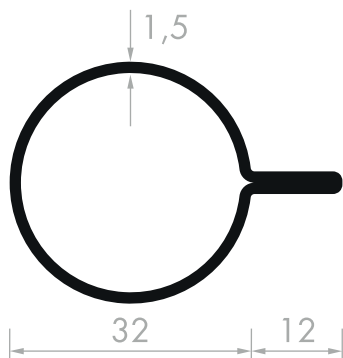
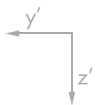
rp standard 80

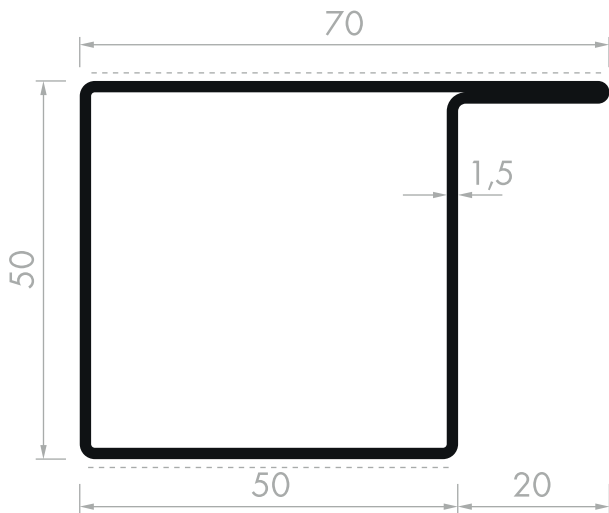
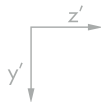




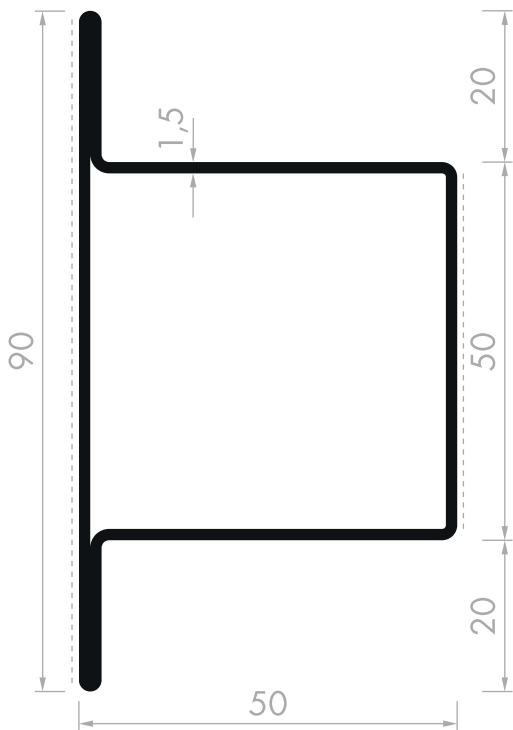
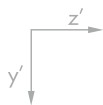
RP 1597 AA



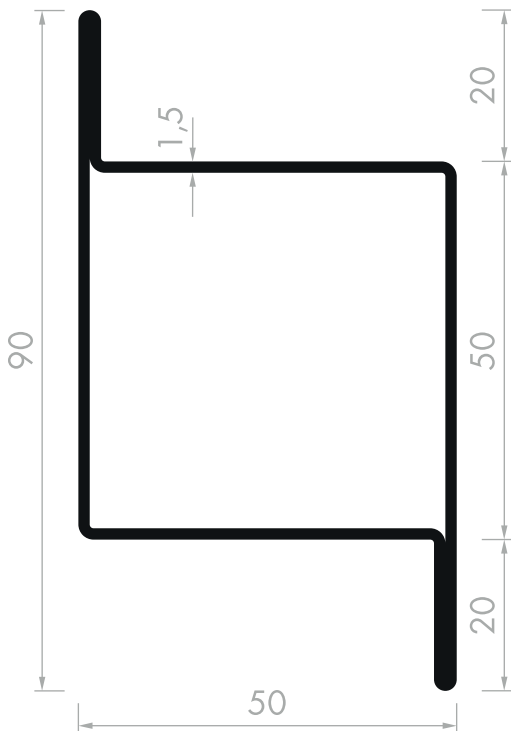
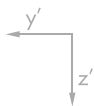


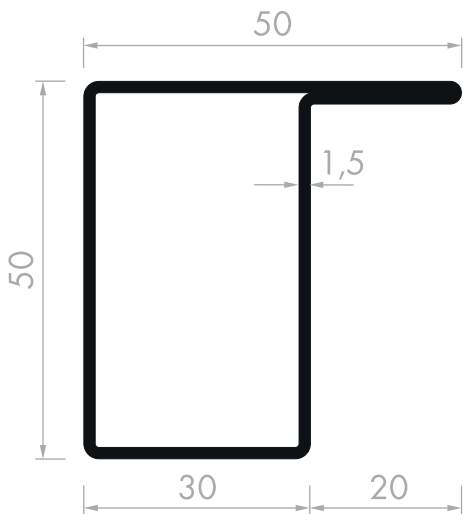
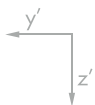


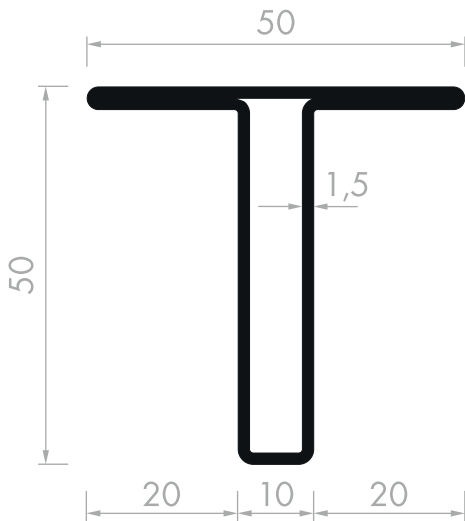
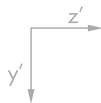
----- In stainless steel model ZA, exposed surfaces are polished.



----- In stainless steel model ZA, exposed surfaces are polished.





























Notes

rp standard: Steel profile properties






















rp standard 34

Profile	A cm ²	O m ² /m	G kg/m	I _y cm ⁴	W _y cm ³	I _z cm ⁴	W _z cm ³
 RP 103 AA	4,32	0,222	3,13	7,83	3,72	23,33	5,83
 RP 104 AA	3,93	0,203	2,85	7,53	3,92	19,80	5,31
 RP 105 AA	3,72	0,192	2,69	6,18	2,84	12,06	3,71
 RP 106 AA	3,13	0,163	2,27	5,43	2,74	7,62	2,74
 RP 111 AA	4,32	0,222	3,13	8,56	5,03	23,33	5,83
 RP 112 AA	4,46	0,230	3,22	10,07	4,87	24,09	5,91
 RP 113 AA	4,46	0,230	3,22	8,92	4,01	24,09	5,91
 RP 114 AA	4,08	0,210	2,94	8,80	4,28	20,39	5,58
 RP 133 AA	3,28	0,170	2,36	6,62	3,09	7,80	2,85
 RP 138 AA	3,84	0,199	2,78	8,23	4,16	12,36	3,74
 RP 139 AA	3,72	0,192	2,69	7,02	4,13	12,06	3,71
 RP 140 AA	3,86	0,200	2,78	7,19	3,12	12,41	3,75
 RP 141 AA	3,65	0,189	2,63	7,70	2,99	7,70	2,99
 RP 142 AA	3,68	0,190	2,66	9,11	2,99	9,11	2,99
 RP 143 AA	3,12	0,162	2,25	4,48	1,98	4,98	1,99
 RP 144 AA	2,53	0,133	1,83	3,84	1,87	2,67	1,28
 RP 150 AA	4,52	0,232	3,27	8,38	4,01	28,14	6,62
 RP 169 AA	3,12	0,162	2,25	5,48	3,22	4,98	1,99
 RP 1050 AA	3,92	0,202	2,84	6,74	3,13	15,32	4,38
 RP 1092 AA	5,73	0,293	4,15	12,21	6,59	78,35	13,25
 RP 1191 AA	3,73	0,193	2,70	7,01	3,62	16,08	4,61
 RP 1883 AA	2,49	0,132	1,81	2,68	1,12	1,35	0,77

A Cross-section surface
O Outer circumferential surface
G Weight

I Second moment of area
W Moment of resistance

rp standard 40








Profile	A cm ²	O m ² /m	G kg/m	I _y cm ⁴	W _y cm ³	I _z cm ⁴	W _z cm ³
 RP 116 AA	5,17	0,265	3,75	14,62	6,63	49,97	10,07
 RP 152 AA	4,16	0,214	3,01	9,90	3,94	16,19	4,62
 RP 185 AA	3,36	0,174	2,43	6,75	2,57	5,17	2,07
 RP 1008 AA	3,57	0,185	2,59	8,74	3,81	10,94	3,59
 RP 1049 AA	4,37	0,225	3,18	11,69	5,21	26,09	6,53
 RP 1087 AA	4,77	0,245	3,46	13,16	5,92	36,84	8,23
 RP 1093 AA	5,57	0,285	4,03	16,25	6,43	52,29	10,16
 RP 1094 AA	5,57	0,285	4,03	17,68	7,85	52,29	10,16
 RP 1114 AA	2,77	0,145	2,00	5,76	2,42	2,90	1,36
 RP 1162 AA	4,16	0,214	3,01	10,97	5,49	16,19	4,62
 RP 1163 AA	3,36	0,174	2,43	8,08	4,04	5,17	2,07
 RP 1348 AA	4,98	0,255	3,59	15,18	6,38	39,53	8,62
 RP 1628 AA	4,31	0,222	3,10	12,55	5,02	20,54	5,42
 RP 1639 AA	4,70	0,241	3,37	12,03	4,36	22,16	5,47
 RP 1640 AA	3,91	0,202	2,81	11,00	4,31	13,15	3,94
 RP 1672 AA	3,34	0,175	2,43	7,59	3,10	7,52	2,60
 RP 1673 AA	4,55	0,235	3,30	12,09	5,20	29,24	6,80
 RP 1679 AA	4,97	0,255	3,59	13,64	5,97	41,09	8,58
 RP 1680 AA	4,68	0,240	3,38	14,18	6,25	22,10	5,46
 RP 1683 AA	3,77	0,195	2,72	9,17	3,86	12,97	3,84
 RP 1684 AA	4,56	0,234	3,29	10,51	4,01	21,75	5,44

A Cross-section surface
O Outer circumferential surface
G Weight















I Second moment of area
W Moment of resistance

rp standard: Steel profile properties

rp standard 40

Profile	A cm ²	O m ² /m	G kg/m	I _y cm ⁴	W _y cm ³	I _z cm ⁴	W _z cm ³
 RP 1685 AA	4,56	0,234	3,30	12,27	6,14	21,75	5,44
 RP 1690 AA	5,76	0,294	4,17	15,21	6,10	59,74	10,86
 RP 1692 AA	2,97	0,155	2,14	6,14	2,48	3,94	1,60
 RP 1693 AA	3,76	0,194	2,71	7,24	2,63	8,15	2,72
 RP 1695 AA	4,53	0,233	3,55	13,85	4,36	13,85	4,36
 RP 1698 AA	4,56	0,234	3,29	16,82	4,43	16,82	4,43
 RP 1884 AA	2,73	0,144	1,99	4,25	1,54	1,36	0,78






rp standard 50

Profile	A cm ²	O m ² /m	G kg/m	I _y cm ⁴	W _y cm ³	I _z cm ⁴	W _z cm ³
 RP 193 AA	4,16	0,214	3,00	12,75	3,78	8,48	2,83
 RP 195 AA	4,16	0,214	3,00	15,91	6,36	8,48	2,83
 RP 197 AA	3,37	0,175	2,43	10,75	3,54	4,37	1,72
 RP 1070 AA	4,96	0,254	3,58	17,87	5,53	23,19	5,80
 RP 1071 AA	4,96	0,254	3,59	20,52	8,21	23,19	5,80
 RP 1072 AA	4,17	0,215	3,01	15,55	5,30	14,56	4,24
 RP 1681 AA	5,08	0,260	3,68	23,06	8,34	23,54	5,83
 RP 1682 AA	5,08	0,260	3,67	19,51	5,83	23,54	5,83
 RP 1688 AA	6,17	0,315	4,47	27,33	9,78	79,87	13,77
 RP 1689 AA	6,96	0,354	5,05	30,16	9,99	106,89	16,44
 RP 1783 AA/CA	3,94	0,225	3,07	14,57	4,86	14,48	4,35
 RP 1810 AA	4,57	0,235	3,30	17,93	6,19	22,67	5,81
 RP 1811 AA	5,36	0,274	4,17	20,38	6,42	34,17	7,59
 RP 1812 AA	5,36	0,274	3,88	22,83	9,13	34,17	7,59




A Cross-section surface
O Outer circumferential surface
G Weight

I Second moment of area
W Moment of resistance


rp standard 60

Profile	A cm ²	O m ² /m	G kg/m	I _y cm ⁴	W _y cm ³	I _z cm ⁴	W _z cm ³
 RP 1592 AA	4,57	0,235	3,30	23,99	6,89	16,12	4,63
 RP 1594 AA	5,36	0,274	4,20	31,24	10,41	24,64	6,16
 RP 1596 AA	5,36	0,274	3,87	27,62	7,22	24,64	6,16
 RP 1645 AA	4,97	0,255	3,90	27,44	7,97	25,11	6,36
 RP 1647 AA	3,77	0,195	2,72	17,04	4,75	4,77	1,85

rp standard 80

Profile	A cm ²	O m ² /m	G kg/m	I _y cm ⁴	W _y cm ³	I _z cm ⁴	W _z cm ³
 RP 1593 AA	7,66	0,314	5,98	73,55	16,41	53,33	11,88
 RP 1595 AA	8,64	0,353	6,85	89,19	22,30	71,32	14,26
 RP 1597 AA	8,62	0,352	6,75	82,72	17,07	71,16	14,23

rp standard S







Profile	A cm ²	O m ² /m	G kg/m	I _y cm ⁴	W _y cm ³	I _z cm ⁴	W _z cm ³
 RP 202 AA	1,78	0,123	1,39	1,68	1,05	3,06	1,29

A Cross-section surface
O Outer circumferential surface
G Weight

I Second moment of area
W Moment of resistance

rp design 50: Steel profile properties

rp design 50

Profile	A cm ²	O m ² /m	G kg/m	I _y cm ⁴	W _y cm ³	I _z cm ⁴	W _z cm ³
 RP 1833 CA	3,47	0,240	2,70	13,90	4,81	17,36	4,45
 RP 1834 CA	4,06	0,280	3,15	15,86	4,98	25,94	5,77
 RP 1835 CA	4,06	0,280	3,15	17,76	7,10	25,94	5,77
 RP 1867 CA	2,85	0,200	2,25	10,22	3,40	6,53	2,20
 RP 1868 CA	2,85	0,200	2,25	7,93	2,30	3,26	1,30
 RP 1833 ZA	3,47	0,240	2,70	13,90	4,81	17,36	4,45
 RP 1834 ZA	4,06	0,280	3,15	15,86	4,98	25,94	5,77

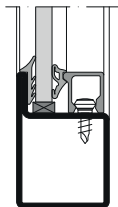
A Cross-section surface
O Outer circumferential surface
G Weight

I Second moment of area
W Moment of resistance

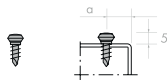
Glazing table

rp standard 34

Glass thickness in mm	Glazing gasket outer / inner	Aluminium Glazing bead	
		Art. No.	Dim. "a"
4	300651* / RA930116	403670	10
5	300651* / RA930116	403670	9
6	300651* / RA930116	403670	8



Glass thickness in mm	Glazing gasket outer / inner	Steel Glazing bead	
		Art. No.	Dim. "a"
4	300651* / RA930116	400015	10
5	300651* / RA930116	400015	9
6	300651* / RA930116	400015	8



604210 arranged in a clip
604200 not arranged in a clip

a = distance from edge
of clamp screw
Placement distance
< 250 mm



403670 AL



400015 AA

Glazing gaskets (installation dimension approx.)



300651* **304651*** **RA930166** **RA930106** **RA930116** **RA930126** **RA930136** **RA930146** **RA930156**

od. **300500**

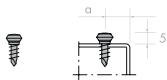
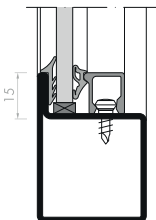
*adhesive

Tolerances resulting from glass thicknesses must be observed as well as galvanisation and surface coating, as these may result in different combinations. Glazing overview, previous overviews no longer apply. Status 09/2020.

Subject to change without notice.

Glazing table

rp standard 40



- 604210** arranged in a clip
- 604200** not arranged in a clip

a = distance from edge of clamp screw
Placement distance < 250 mm

Glass thickness in mm	Glazing gasket outer / inner	Aluminium Glazing bead	
		Art. No.	Dim. "a"
4	300651* / RA930116	403670	15
5	300651* / RA930116	403670	14
6	300651* / RA930116	403670	13
7	300651* / RA930116	403670	12
8	300651* / RA930116	403670	11
10	300651* / RA930116	403670	9

15 mm end stop

Glass thickness in mm	Glazing gasket outer / inner	Steel Glazing bead	
		Art. No.	Dim. "a"
4	300651* / RA930116	400015	15
5	300651* / RA930116	400015	14
6	300651* / RA930116	400015	13
7	300651* / RA930116	400015	12
8	300651* / RA930116	400015	11
10	300651* / RA930116	400015	9

15 mm end stop



Glazing gaskets (installation dimension approx.)

3 mm	5 mm	3 mm	4 mm	5 mm	6 mm	7 mm	8 mm	9 mm
300651*	304651*	RA930166	RA930106	RA930116	RA930126	RA930136	RA930146	RA930156

od. 300500
*adhesive

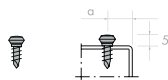
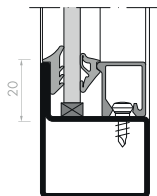
Tolerances resulting from glass thicknesses must be observed as well as galvanisation and surface coating, as these may result in different combinations. Glazing overview, previous overviews no longer apply. Status 09/2020.

Subject to change without notice.

rp standard 40

Glass thickness in mm	Glazing gasket outer / inner	Aluminium Glazing bead	
		Art. No.	Dim. "a"
4	300651* / RA930126	403630	12
5	300651* / RA930116	403630	12
6	304651* / RA930136	403620	9
7	304651* / RA930126	403620	9
8	300651* / RA930136	403620	9
10	300651* / RA930116	403620	9
12	304651* / RA930126	403610	8
15	300651* / RA930116	403610	8
18	300651* / 300651*	403600	8

20 mm end stop

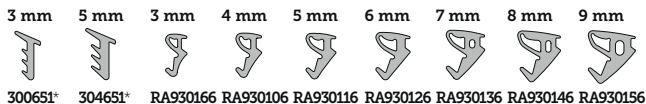


604210 arranged in a clip
604200 not arranged in a clip

a = distance from edge
of clamp screw
Placement distance
< 250 mm



Glazing gaskets (installation dimension approx.)



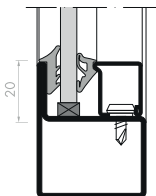
od. 300500

*adhesive

Tolerances resulting from glass thicknesses must be observed as well as galvanisation and surface coating, as these may result in different combinations. Glazing overview, previous overviews no longer apply.
Status 09/2020. Subject to change without notice.

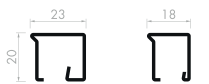
Glazing table

rp standard 40



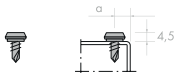
Glass thickness in mm	Glazing gasket outer / inner	Steel Glazing bead	
		Art. No.	Dim. "a"
4	300651* / RA930126	400230	13
5	300651* / RA930116	400230	13
6	304651* / RA930136	400180	8
7	304651* / RA930126	400180	8
8	300651* / RA930136	400180	8
10	300651* / RA930116	400180	8
12	300651* / 304651*	400620	9
15	300651* / 304651*	400640	7

20 mm end stop



400230 CA
(a = 13)

400180 CA
(a = 8)



604110
604100

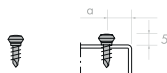
arranged in a clip
not arranged in
a clip

a = distance from edge
of clamp screw
Placement distance < 250 mm



400620 CA
(a = 9)

400640 CA
(a = 7)



604210
604200

arranged in a clip
not arranged in
a clip

a = distance from edge
of clamp screw
Placement distance < 250 mm

Glazing gaskets (installation dimension approx.)

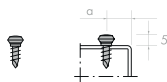
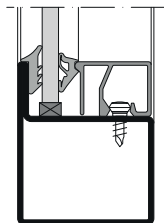
3 mm	5 mm	3 mm	4 mm	5 mm	6 mm	7 mm	8 mm	9 mm
300651*	304651*	RA930166	RA930106	RA930116	RA930126	RA930136	RA930146	RA930156
od. 300500								
*adhesive								

Tolerances resulting from glass thicknesses must be observed as well as galvanisation and surface coating, as these may result in different combinations. Glazing overview, previous overviews no longer apply. Status 09/2020.

Subject to change without notice.

rp standard 50

Glass thickness in mm	Glazing gasket outer / inner	Aluminium Glazing bead	
		Art. No.	Dim. "a"
5	300651* / RA930116	403650	12
6	304651* / RA930136	403640	12
7	304651* / RA930126	403640	12
8	300651* / RA930136	403640	12
10	300651* / RA930116	403640	12
12	304651* / RA930126	403630	12
15	300651* / RA930116	403630	12
18	300651* / RA930136	403620	9
20	300651* / RA930116	403620	9
22	304651* / RA930126	403610	8
24	300651* / RA930126	403610	8
26	300651* / 304651*	403600	8
28	300651* / 300651*	403600	8



604210 arranged in a clip
604200 not arranged in a clip

a = distance from edge
of clamp screw
Placement distance
< 250 mm



403650 AL
(a = 12)



403640 AL
(a = 12)



403630 AL
(a = 12)



403620 AL
(a = 9)



403610 AL
(a = 8)



403600 AL
(a = 8)

Glazing gaskets (installation dimension approx.)

3 mm

5 mm

3 mm

4 mm

5 mm

6 mm

7 mm

8 mm

9 mm



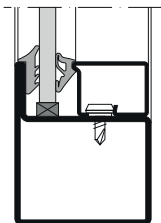
300651* **304651*** **RA930166** **RA930106** **RA930116** **RA930126** **RA930136** **RA930146** **RA930156**
od. **300500**

*adhesive

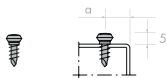
Tolerances resulting from glass thicknesses must be observed as well as galvanisation and surface coating, as these may result in different combinations. Glazing overview, previous overviews no longer apply.
Status 09/2020. Subject to change without notice.

Glazing table

rp standard 50

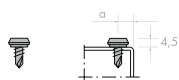
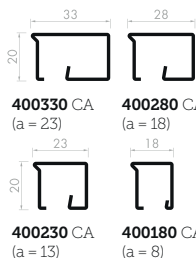
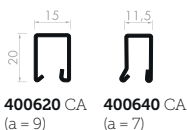


Glass thickness in mm	Glazing gasket outer / inner	Steel Glazing bead	
		Art. No.	Dim. "a"
5	300651* / RA930116	400330	23
6	304651* / RA930136	400280	18
7	304651* / RA930126	400280	18
8	300651* / RA930136	400280	18
10	300651* / RA930116	400280	18
12	304651* / RA930126	400230	13
15	300651* / RA930116	400230	13
18	300651* / RA930136	400180	8
20	300651* / RA930116	400180	8
22	300651* / 304651*	400620	9
24	304651* / 300651*	400640	7
26	300651* / 300651*	400640	7



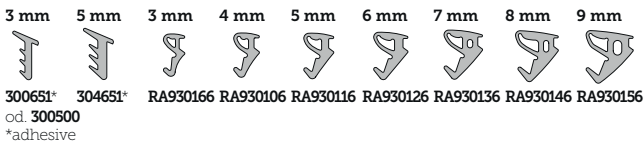
- 604210** arranged in a clip
604200 not arranged in a clip

a = distance from edge of clamp screw
 Placement distance < 250 mm



- 604110** arranged in a clip
604100 not arranged in a clip
 a = distance from edge of clamp screw
 Placement distance < 250 mm

Glazing gaskets (installation dimension approx.)

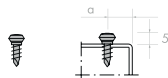
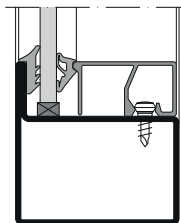


Tolerances resulting from glass thicknesses must be observed as well as galvanisation and surface coating, as these may result in different combinations. Glazing overview, previous overviews no longer apply. Status 09/2020.

Subject to change without notice.

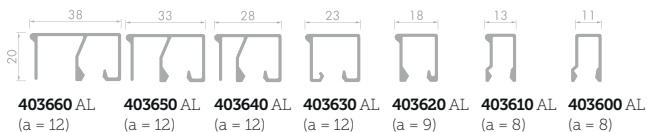
rp standard 60

Glass thickness in mm	Glazing gasket outer / inner	Aluminium Glazing bead	
		Art. No.	Dim. "a"
6	304651* / RA930136	403660	12
7	304651* / RA930126	403660	12
8	300651* / RA930136	403660	12
10	300651* / RA930116	403660	12
12	304651* / RA930126	403650	12
15	300651* / RA930116	403650	12
18	300651* / RA930136	403640	12
20	300651* / RA930116	403640	12
22	304651* / RA930126	403630	12
24	300651* / RA930126	403630	12
26	304651* / RA930136	403620	9
28	300651* / RA930136	403620	9
30	300651* / RA930116	403620	9
32	304651* / RA930126	403610	8
34	300651* / RA930126	403610	8
36	300651* / 304651*	403600	8
38	300651* / 300651*	403600	8

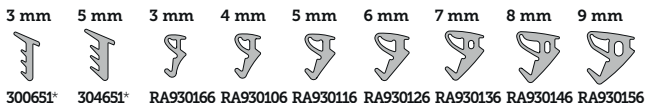


604210 arranged in a clip
604200 not arranged in a clip

a = distance from edge
of clamp screw
Placement distance
< 250 mm



Glazing gaskets (installation dimension approx.)



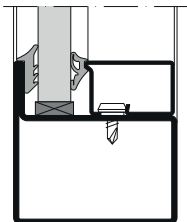
od. **300500**

*adhesive

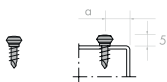
Tolerances resulting from glass thicknesses must be observed as well as galvanisation and surface coating, as these may result in different combinations. Glazing overview, previous overviews no longer apply.
 Status 09/2020. Subject to change without notice.

Glazing table

rp standard 60

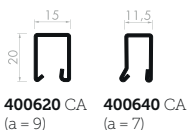


Glass thickness in mm	Glazing gasket outer / inner	Steel Glazing bead	
		Art. No.	Dim. "a"
12	304651* / RA930126	400330	23
15	300651* / RA930116	400330	23
18	300651* / RA930136	400280	18
20	300651* / RA930116	400280	18
22	304651* / RA930126	400230	13
24	300651* / RA930126	400230	13
26	304651* / RA930136	400180	8
28	300651* / RA930136	400180	8
30	300651* / RA930116	400180	8
32	300651* / 304651*	400620	9
33	304651* / 304651*	400640	7



- 604210** arranged in a clip
604200 not arranged in a clip

a = distance from edge of clamp screw
 Placement distance < 250 mm



400620 CA (a = 9) **400640 CA** (a = 7)



400330 CA (a = 23)

400280 CA (a = 18)

604110

604100

- arranged in a clip
 not arranged in a clip



400230 CA (a = 13)

400180 CA (a = 8)

a = distance from edge of clamp screw
 Placement distance < 250 mm

Glazing gaskets (installation dimension approx.)

3 mm 5 mm 3 mm 4 mm 5 mm 6 mm 7 mm 8 mm 9 mm



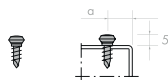
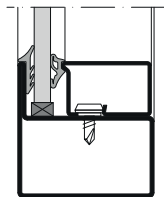
300651* **304651*** **RA930166** **RA930106** **RA930116** **RA930126** **RA930136** **RA930146** **RA930156**
 od. **300500**
 *adhesive

Tolerances resulting from glass thicknesses must be observed as well as galvanisation and surface coating, as these may result in different combinations. Glazing overview, previous overviews no longer apply. Status 09/2020.

Subject to change without notice.

rp design 50

Glass thickness in mm	Glazing gasket outer / inner	Steel Glazing bead	
		Art. No.	Dim. "a"
4	300651* / RA930136	400330	23
5	300651* / RA930126	400330	23
6	300651* / RA930116	400330	23
7	304651* / RA930136	400280	18
8	304651* / RA930126	400280	18
10	300651* / RA930126	400280	18
12	304651* / RA930136	400230	13
15	300651* / RA930126	400230	13
18	304651* / RA930126	400180	8
20	300651* / RA930126	400180	8
23	300651* / 304651*	400620	9
25	300651* / 300651*	400640	7



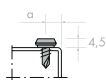
604210 arranged in a clip
604200 not arranged in a clip



400330 CA (a = 23)
400280 CA (a = 18)



604110



604100

arranged in a clip
 not arranged in a clip

a = distance from edge of clamp screw
 Placement distance < 250 mm



400230 CA (a = 13)
400180 CA (a = 8)

a = distance from edge of clamp screw
 Placement distance < 250 mm



400620 CA (a = 9)
400640 CA (a = 7)

Glazing gaskets (installation dimension approx.)



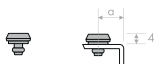
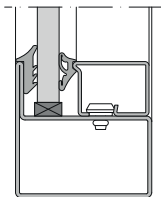
300651* **304651*** **RA930166** **RA930106** **RA930116** **RA930126** **RA930136** **RA930146** **RA930156**
 od. **300500**

*adhesive

Tolerances resulting from glass thicknesses must be observed as well as galvanisation and surface coating, as these may result in different combinations. Glazing overview, previous overviews no longer apply.
 Status 09/2020. Subject to change without notice.

Glazing table

rp design 50 CN



Glass thickness in mm	Glazing gasket outer / inner	Stainless steel Glazing bead	
		Art. No.	Dim. "a"
7	304651* / RA930136	400769	18
8	304651* / RA930126	400769	18
10	300651* / RA930126	400769	18
12	304651* / RA930136	400759	13
15	300651* / RA930126	400759	13
18	304651* / RA930126	400749	8
20	300651* / RA930126	400749	8

620150

a = distance from edge
of clamp rivet
Placement distance
< 250 mm



400749 ZA
(a = 8)



400759 ZA
(a = 13)



400769 ZA
(a = 18)

Glazing gaskets (installation dimension approx.)

3 mm



300651*

5 mm



304651*

3 mm



RA930166

4 mm



RA930106

5 mm



RA930116

6 mm



RA930126

7 mm



RA930136

8 mm



RA930146

9 mm



RA930156

od. 300500

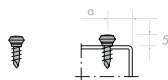
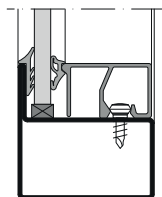
*adhesive

Tolerances resulting from glass thicknesses must be observed as well as galvanisation and surface coating, as these may result in different combinations. Glazing overview, previous overviews no longer apply. Status 09/2020.

Subject to change without notice.

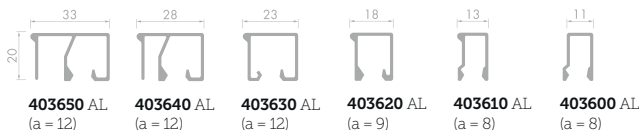
rp design 50

Glass thickness in mm	Glazing gasket outer / inner	Aluminium Glazing bead	
		Art. No.	Dim. "a"
4	300651* / RA930136	403650	12
5	300651* / RA930126	403650	12
6	300651* / RA930116	403650	12
7	304651* / RA930136	403640	12
8	304651* / RA930126	403640	12
10	300651* / RA930126	403640	12
12	304651* / RA930136	403640	12
15	300651* / RA930126	403630	12
18	304651* / RA930126	403620	9
20	300651* / RA930126	403620	9
22	300651* / RA930136	403610	8
24	300651* / RA930136	403610	8
26	300651* / RA930116	403610	8
28	300651* / 300651*	403600	8

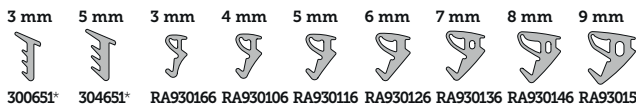


604210 arranged in a clip
604200 not arranged in a clip

a = distance from edge
of clamp screw
Placement distance
< 250 mm



Glazing gaskets (installation dimension approx.)



od. **300500**

*adhesive

Tolerances resulting from glass thicknesses must be observed as well as galvanisation and surface coating, as these may result in different combinations. Glazing overview, previous overviews no longer apply.

Status 09/2020. Subject to change without notice.



0006.01



Meert bv/srl
Vijfhuizen 10
B-9420 Erpe-Mere
order@meert.be
www.meert.be
Tel.: +32(0)53/80.28.03